


Virginia Consortium of Quilters



Newsletter

January 2009

Officers:

President:

Debi Harding
757-615-7758
debi.harding@
wachovia.com

Previous-Pres.

Marty Moon
540-825-4740
etwmwm@aol.com

Vice-Pres.

Kitty Bull
804-748-8504
krabul@comcast.net

Secretary

Susan Price
703-569-7421
sueprice@cox.net

Treasurer

Elaine Myers
540-626-6767
quirkyquilter@pemtel.net

Membership

Dianne Reasons
540-942-5948
dreasons@ntelos.net

Historian

Joan McGowan
703-323-6048
joquilter@aol.com

A Message from the President

Dear VCQ Members,

It's 2009, a new year for VCQ. The board and area reps met for a working weekend in January to get acquainted as a new board, share ideas, plan meetings, prepare a budget, choose locations throughout Virginia for the next two years meetings, discuss policies and procedures, and division of area rep cities. We will be asking for a few more area reps to help reach out and contact guilds, keep them updated of our happenings.

The past November, 2008 meeting in Martinsville was outstanding, with lots of fun and the very educational event, the opening reception of the Piedmont Arts Association Quilt Show, presented by Linda Fiedler and the artists who displayed work was beyond our expectations. Thank you Linda for inviting VCQ to attend the opening event. It seems like you plan the event, just for us, although there were lots of supporters from the community in attendance with us. The sponsoring guild had a great welcome for us, goodie bags, door prizes for everyone and the food and service of the Quality Inn-Dutch Inn Hotel and Restaurant was superb. The baked chicken lunch, melted in our mouths, not to mention the full buffet breakfast. We are planning on returning there for our meeting in November, 2010. If your guild wants to sponsor us in your city, please let us know.

Mary Grogan, our new web mistress, has her work cut out for her, updating the VCQ.org website. We hope to have the future meetings and more useful information to everyone on the site. Please don't hesitate to send our web mistress your thoughts (webmistress@vcq.org). Thanks Mary for your volunteering.

Because the 3 VCQ meetings in 2008 cost @ \$1450+ more than we had collected in for income, thoughts of raising the cost of a meeting might have to be highly considered next year. Facilities, lunch fees and liability insurance are just a few things costing more than the \$20 come quilt with me fee.

(continued on page 4)

Board Members:

Newsletter

Cheryl Dale-Hodges
804-458-6223
meryhart@yahoo.com

Print Publicity:

Michael Walsh
804-756-7953
kwiltnannie@yahoo.com

Facilities Co-Ord.

Karin McElvein
757-227-6103
karin@jrps.com

Programs

Isobel Meekins

Celebration:

Marcia Wright
540-427-9312
WBOBMARCIAW@aol.com

Web Mistress:

Mary Grogan
webmistress@vcq.org

Board Meeting

Time: 5:30PM

Location:

TBD

Area Representatives:

Northern Virginia

Joan MGowan
703-323-6048
joquilter@aol.com

Tidewater-Peninsula

Debbie Long
757-898-8565
gabbylong@widomaker.com

Tidewater -Southside

Richmond

Augusta Cole
804-740-4227
augustacole@yahoo.com

Charlottesville.

Charlotte Veregge
540-672-0719
kwltnanny@aol.com

Harrisonburg.

Norma Harris
540-942-1696
samandnorma@ntelos.net

Southwest

Patti Marshall
276-638-3189
pattyannthequilter@yahoo.com

Newsletter Deadlines Thru January 2010

The following are the deadlines for submissions to the newsletter. Material can be sent electronically (preferred) to meryhart@yahoo.com OR mailed to: Cheryl Dale-Hodges, PO Box 353, Prince George, VA 23875

12 Mar 09	NOVA
9 Jun 09	Monterey (Highland County)
12 Sep 09	Peninsula
12 Jan 10	Fredericksburg & Celebration

Proposed Sites for Future VCQ Meetings

9 May 09	Northern VA
8 Aug 09	Monterey (Highland County)
14 Nov 09	Peninsula area
13 Mar 10	Fredericksburg
22-25 Apr 10	Celebration, Smith Mt. Lake
14 Aug 10	Blackstone or Harrisonburg
13 Nov 10	Martinsville
12 Mar 11	Gloucester
14 May 11	Shenandoah Springs
13 Aug 11	Wytheville
12 Nov 11	Richmond area

ADVERTISING

Please Patronize Our Advertisers

Advertising Rates for Newsletter & Roster

	<u>Newsletter</u>	<u>Roster</u>
Business Card	\$10.00	\$20.00
¼ Page	15.00	30.00
½ Page	30.00	60.00
Full Page	50.00	100.00
Inside Back Page		125.00

Classified Ad (50 word max – Newsletter only) \$5.00 – available ONLY to VCQ Members

VIRGINIA CONSORTIUM OF
QUILTERS
Meeting Minutes
November 8, 2008

The meeting was called to order by Marty Moon, President. Thanks were offered to the VA Foothills Guild for hosting the meeting. Patty Marshall drew a ticket for the first door prize of the afternoon. General announcements included the Foothills Guild raffle quilt, lost and found outside the vendor's room, and notification of a High Tea event at the VA Quilt Museum at 1 PM on Dec. 6.

Reports: Since minutes of the August meeting were unavailable, a motion was made and approved to dispense with the reading of the minutes. Elaine Myers presented the treasurer's report. There were no questions, so it will be filed for audit. The membership chair reported 313 members and reminded members that renewals are due. We had 2 new members at the meeting and 2-3 more attending for the first time. Publicity chair reported that more fliers are available for area reps and quilt shops. Our web mistress has moved to Maryland, and we happily report that Mary Grogan of Culpeper will take over that position. The next newsletter deadline is Jan. 10. Cheryl thanks Dianne Reasons for compiling an abbreviated version of the newsletter for the November meeting. Planning for Celebration 2010 is underway. The committee reports 6 teachers confirmed. They have designed their logo, are planning a visit to the 4-H center, and will be providing reminders at each meeting. Cathy Tyler, Programs, reports that due to lower attendance, 2 classes did not fill. She is currently scheduling teachers for the March meeting. Cathy steps down from her position at the end of the year, and a new program chair is needed. Debi Harding of the Celebration 2008 committee announced that 1 bag and several neck wallets are still available for sale. Karin McElvin's Facilities report stated that the Williamsburg quilters will be looking for a meeting location for March. A location is needed for May 09, possibly in Northern VA. August 09 will be held in Monterey, VA. Kitty

Bull explained that Monterey is a different type of location for VCQ. There are no hotels, so there is no one location for all of us to stay. Instead, there are several inns and lots of B & B's and vacation homes. You may want to bring your spouse, and plan to spend the whole weekend. We expect to hold our meeting at the Highland Center. The town is excited to host us. Check out the Highland County website, and make a reservation NOW. The Montvale Inn has 1st level rooms for those who may have physical impairments.

After additional door prizes, the meeting proceeded with Old Business. First was the election of 3 officers. Since the slate was not published in the newsletter, a motion was made, seconded and approved to suspend the rules regarding publication of the slate. The following candidates were presented: Debi Harding for President, Susan Price for Secretary and Joan McGowan for Historian. It was moved, seconded and passed that the slate be accepted by acclamation.

New Business proceeded with the presentation of a completed quilt to outgoing President Marty Moon. Quilt members made blocks which were assembled into a top by board members and was in turn quilted by Elaine Myers. Charlotte Veregge made the suggestion that gifts to the VQM be made in Ray Koch's name in recognition of his enjoyment of quilting. Michael Walsh reported that Vicki Murphy contributed 25 quilt blocks for the VA Memorial Quilt Project. Additional blocks should be 12 1/2" unfinished in red, white and blue. The board will have their annual retreat Jan.10-11. Give your ideas and suggestions to board members; meeting locations for 2010 are needed.

Following additional door prizes and a reminder of show and tell at the end of the day, the meeting was adjourned.

Respectfully submitted,
Susan Price

Upcoming Events

Year 2009



February 26 – March 1, 2009

Mid-Atlantic Quilt Festival, Hampton, VA.

March 13-14, 2009

Quilt Show, **West Point, VA.** Quilts from the counties of New Kent, King William, and King and Queen will be displayed in three venues: the church hall, library, and business center. Additional quilts will also be displayed in various downtown shops. Friday, March 13th from noon – 5pm and again on Saturday, March 14th, 10am – 3pm.

Crustless Quiche

From Mary Grogan

When the VCQ Board held its annual retreat, it was again not only time to slave away over mounds of paperwork, but it was a chance to engage in some serious culinary adventures. This recipe was hit number one, and Mary was kind enough to share it with us. We hope you enjoy it as much as we did.

This recipe is quick and simple to prepare, and is extremely adaptable for any season. The flour in the batter gives it a bit of a crust without the work (and calories) of making one. Be creative!

Serves 8

PRE-HEAT oven to 350 degrees

STIR TOGETHER

1/2 cup flour

1/2 teaspoon salt

2 tablespoons fresh herbs (or 1/2 tsp dried) of your choice

THOROUGHLY MIX flour mixture into 1 cup evaporated milk or light cream using a wire whisk

BEAT in five eggs

STIR IN ...

1 cup cooked vegetables (chard, asparagus, squash, etc)
1 cup coarsely grated mild cheese of your choice

POUR into a 9-inch pie plate, lightly buttered

BAKE in center of oven for 35-45 minutes, or until pie is set (it will rise when it cooks).

COOL 5-10 minutes before serving.

President's Letter

(Continued from pg. 1)

Also, please note that Diane Reasons, membership chair has emailed 164 members who did not renew their membership for 2009. This will be your last newsletter if you do not renew. The membership roster will be distributed at the March 14 meeting in Williamsburg. You do not want to miss the information for celebration 2010, which will be held April 22-25, 2010 at Smith Mt Lake 4-H center.

Thank you Past President, Marty Moon; Secretary, Susan Josenhans; Historian, Elaine Murphy; Programs Chair, Cathy Tyler; and web mistress Elizabeth Berger; Debbie Long and Augusta Cole, area reps for all your volunteer hours and dedicated work in making VCQ a great guild.

Debi Harding

In Memoriam

Louisa Batman, of Williamsburg, VA, passed away Thanksgiving morning, 2008. Louisa loved to quilt and is remembered for the love she put into each one she made. She is survived by Richard F. Batman, her husband of 50+ years. Our prayers go out to you, her family, and her many friends.

MARCH MEETING TO BE HELD IN WILLIAMSBURG MARCH 14, 2009



HOTEL AND MEETING Lexington George Washington Inn & Conference Center

500 Merrimac Trail ~ Williamsburg, VA 23185

Phone (757) 220-1410

Fax (757) 259-5513

The price of the rooms are \$75.00 per night. Rooms have been reserved for Friday night, however, if any one wishes to stay over on Saturday night the price will be the same. All food at the hotel must be furnished by the hotel. Those staying on Friday night will receive a 15% coupon to eat breakfast in their dining room. I would suggest that those driving in on Saturday morning eat or pick up their coffee on the way in. The host group may not be allowed to provide it.

Please make your reservations by February 20, 2009.

Directions to the Hotel: From Route 64, take Exit 243B to Route 143 (Williamsburg Business Route). Drive 3.5 miles. Lexington George Washington Inn & Conference Center is on left.

VENDOR

Ladybug
Suffolk, VA
Fabricladybug@aol.com

March 14, 2009 Meeting Schedule

Saturday:

8:00-9:00 am	Registration, coffee
9:00 – Noon	Morning class period
12:00-1:00 pm	Lunch
1:00-1:30 pm	Business meeting
1:30-3:30 pm	Afternoon class period
3:30-4:30 pm	Show and Tell

Workshops/Classes

Class A: Pillow Toss with Karen Dumont

Skill level: intermediate to advanced

Machine class.

Pattern: \$9.00 may be purchased in class or ahead of time from www.kariepatch.com or send \$9.00 to Karen duMont, 5620 St. James Ct, Richmond, VA23225

Make one of six decorative pillows for your home or to give as a gift using Karen's latest pattern, Pillow Toss. The class will focus on simple machine applique techniques as well as easy machine quilting techniques. If you are not interested in applique Karen will also show how to incorporate easy blocks in the pillow to coordinate with any quilt.



Supply List

- Sewing Machine with zig zag foot, embroidery foot and a feature to drop feed dogs
- Basic sewing supplies (if you have black thread bring it along for practicing machine quilting)
- 1/4 yard fusible web
- 1/2 yard batting
- 1/2 yard muslin

Fabric requirements for pillow will be listed on pattern. However, if you do not have it before coming to class please purchase the following:

Square pillow:

- 3/4 yard for backing and flange (border)
- 16" x 16" center fabric and cornerstones
- 1, 2 1/2" x wof fabric for sashing
- 19" x 19" piece of batting
- 19" x 19" piece of muslin

Rectangular pillow:

- 2, 6 1/2" x 8 1/2" rectangle for background

2, 2 ½" x wof of fabric for sashing
2, 3/2" x wof fabric for flange (border)
½ yard fabric for backing
24" x 24" piece of batting
24" x 24" piece of muslin

Karen Dumont: Karen is a dough artist and gardener as well as an enthusiastic quilter. She's been quilting since 1998 and has a line of patterns on the market, KariePatch Designs. The majority of Karen's designs are machine appliqué using a buttonhole stitch. She is known for using lots of bright colors in her designs. She teaches at Quilters Corner in Richmond as well as giving trunk shows and workshops to quilt guilds. Look for Karen's designs in QUILT magazine starting in the spring issue of 2008. Contact Karen at: (804) 233-7750 or at kmdumont@comcast.net

Class B: Beautiful Baltimore: Eagle and Flag with Sara Madson

Skill Level: Intermediate

Hand class.

Required Kit Fee: \$35.00 contains pattern, pre-washed and color tested fabrics, thread, needles, pins, and marking pens.

This Baltimore style album block which was hand drawn by Sara was inspired by blocks in several of the antique album quilts. Many times similar blocks were used in the center of the quilts. Students will learn back basting, reverse appliqué, inking, and Sara's unique "channel roses" during the class. The finished block can be added to the student's own Baltimore Style Album Quilt (new or existing) or she can mat and frame it as a picture when completed. 14" design area, 15" to 16" finished square.



Supplies:

- small sharp-to-the-point scissors
- a thimble (if you use one for applique)

Optional:

- extra lighting
- magnifier
- light table

Sara Madson has been making quilts since 1976 and can document four generations of quilt making in her own family. She has taught quilt making since 1983 at various places around the country, moving frequently with her military husband. Most of her quilts are made with a hand held needle simply because she loves handwork. While living in New York, Sara worked as a co-editor for *Chitra Publications* and many of her quilts have appeared in their books and magazines. She began judging while working for them and continues to judge for local quilt guild shows. Sara enters her own quilts in national and international competitions, and has won numerous ribbons and awards. Her husband

Rich is now retired from the Navy, but continues to work as a Principle Engineer for Lockheed Martin, so they're still moving! They currently live in Suffolk, Virginia. Contact Sara at (757) 255-4008 or slmadson@charter.net

Class C: Photo Holder Wall Hanging with Karen Lee Carter

Skill Level: All levels


Machine class

Pattern: \$10.00 (includes instructions for variations of project in other sizes)

Make a quilted wallhanging that holds and displays up to 14 standard 4" x 6" photos. Hangs vertically or horizontally (depending on fabric selection) Many creative techniques and ideas for embellishing and personalizing your wallhanging will also be presented. This fun and easy project makes a unique and memorable gift! approximate size -35" x 38"

Supply List

- Center blocks 1/2 yard
- Outer border 1/2 yard
- Sashing 1/2 yard
- Inner border 1/6 yard
- Photo corner holders 1/3 yard
- Backing & Sleeve 1 1/4 yard
- Batting approx 40" x 45"
- Binding 1/4 yard
- rotary cutter and mat
- Scissors
- Pins
- Sewing machine
- Thread
- Basting Spray or pins to layer quilt



Irons and extension cords provided by VCQ

Karen Lee Carter: Inspired by a life-long love of fabric and sewing, Karen began to passionately pursue quilting in 1997. Karen has been designing and creating custom quilts on a commission basis for 10 years, helping families preserve their treasured memories and commemorate special occasions in their lives. Her original art quilts have been exhibited regionally, nationally and featured in solo exhibitions in Virginia, North Carolina and Arizona. Karen enjoys sharing her favorite quilting projects, tips and techniques with her students. To see Karen's work, please visit her website (<http://web.mac.com/klcquilts>)

Contact Karen at 757-496-9847 or quilter@mac.com

Class D: Knit Lace Quilt Edging with Bess Haile

Skill level: Advanced Beginner You *must* know how to cast on, knit and purl and bind off, but if you can knit a scarf you can knit lace edgings.

Hand class

Materials fee: \$10

Adorn your hand sewn projects with lace you knit yourself. Beautiful knitted lace trim can be knit out of all sorts of fibers from luxury to bargain, from fine gauge silk to sturdy cotton. Knitted lace trim can be narrow, wide, crisp or draping and because knitted lace is a small project you can carry it with you. Once you get the hang of it, it can be addictive. Knitted lace can also be applied to hand made sweaters and other garments to give store bought clothes a custom look.



Students in this class will learn how to select the correct needles for the yarn they're using, how to read written directions, how to read a chart and how to graft the ends of their knitted lace together so that the seam is almost invisible. They will learn to knit several different lace patterns.

Supplies:

Bring size 3 *and* size 7 or 8 knitting needles.

Bess Haile: Bess Haile is a Virginia girl whose romance with fiber began at age 7 with a fully working, hand cranked, toy Singer sewing machine. Though sewing was her first love, she flirted with knitting at various times over the years and in recent years she succumbed to temptation and declared herself a knitter. Many sweaters, socks, hats and mittens later she found a less expensive way to acquire lavish novelty yarns - hand spinning. She has exhibited her work at various fiber fairs including the Montpelier and the Maryland Sheep and Wool Festival. She teaches knitting and spinning to innocent bystanders browsing in fiber shops and at regularly scheduled classes as well. A library director in real life, she has developed a story program that combines folk lore, economic, technological, and social history and fine motor development with hand spinning, which she offers to schools and libraries. Bess lives with her husband and three dogs near Tappahannock, in what she likes to refer to as Upper Tidewater Virginia. Contact Bess at 804-443-4945 (w), 804-443-4813 (h), or besshale@hotmail.com

Class E: Tool Tote with Lorraine Mooney

Skill level: All

Machine class

Pattern: \$3

In this class you will learn to make a 15"x15" tote that has permanent clear plastic pockets on the inside of the front and back and removable zippy plastic bag inserts in the center. You can keep your scissors, cutters, and other tools in the permanent pockets and your project fabrics and blocks in the removable zippy bag inserts. You can make extra zippy bag inserts to easily swap out your projects and have your tools ready to go. This tote is also excellent for scrapbooking and can be adapted for knitting and crochet work.

Supply List

- Post it notes to label pieces as your cut
- ½ yard of a fabric for the outside and another ½ yard for the inside
- a fat quarter for handles if not using extra from front and inside

- ¼ yard cut across the width of the fabric, not a fat quarter, for binding
- a fat quarter or 2 packages of double fold bias tape
- 1 yard of fusible interfacing, the type used for fabric bowls and boxes. If you cannot get it fusible, use Wonder Under or other brand of LITE fusible web and bring a little extra
- ½ yard of 8 to 12 mm clear plastic about \$2 a yard for the right thickness
- 3 nickle sized buttons or a 14 inch piece of sewable Velcro to attach the zippy bag pack
- Velcro or a button or snap or other closure of your choice

Optional

- 4 buttons and 4 backer buttons to reinforce the handles
- 6 one gallon size zippy bags and 6 pieces of poster board or light weight cardboard one inch less in height and width of bags. Round off corners of the poster board pieces.



Equipment

- Heavy duty sewing machine with zig zag stitch and if you have a buttonhole foot, bring that too.
- A regular needle for fabric sewing and a jeans or size 16 needle for sewing thru the plastic.
- Bobbins wound to match your thread
- Rotary cutter, mat, and ruler. If you have a spare cutter with an old blade bring it to cut the plastic and posterboard.
- Heavy duty scissors and an extra one for thread snipping if desired
- Cellophane tape
- A few straight pins and a hand sewing needle and thimble
- Small board or pressing mat

Note: VCQ will provide irons

Pre-class Preparation

Bring the following prepared pieces to class along with the rest of the fabric, interfacing, and contrasting and matching thread as desired:

1. Please cut 15"x15" pieces and label as follows:
 - 2 of your outer fabric
 - 2 of your inner fabric
 - 2 of the fusible interfacing
 - 3 of the plastic
2. Cut for the bottom, one piece 2 ½"x15" of your choice of fabric
3. Cut for the bottom lining, one piece 3 ½"x15" of your choice of fabrics
4. If not using purchased double fold binding, from a fat quarter cut 10 pieces 2"x15". Place wrong side up on your ironing board and press long sides in to meet in the center and them fold in half lengthwise and press to make your double fold binding.

5. For the handles cut 2 pieces of the fusible interfacing 1 1/4" wide and one inch longer than the interfacing you cut.

Lorraine Mooney: I have been sewing for 55 years, quilting for 37 years, and teaching sewing, quilting, and machine knitting for over 20 years. I am a "retired" art teacher and had my own quilting/sewing/knitting shop for 8 years in New York. I have designed and published many quilting, sewing, and machine knitting patterns. Locally I teach for P's and Q's, Primitives and Quilts located in West Point, Virginia.

Class F: Come Quilt with Me
Sit and Stitch your own thing.

NOTICE

Your VCQ membership was due for renewal as of December 31, 2008!

Our membership list will be purged on or about February 1, 2009. **This means if I have not received your dues by this time, you will no longer receive the newsletter and you will not be included in the 2009 Membership Roster, Shop and Guild Guide which will be distributed at the March, 2009 meeting.**

Below is an application for you to use to renew your membership. There will be a membership form in the next newsletter or you can download our form from our website: <http://www.vcq.org>.

Also, please include a stamped, self-addressed envelope with your dues payment, and your membership card will be mailed to you.

Thank you!

Dianne Reasons
VCQ Membership Chairman
310 Isle Avenue
Waynesboro, VA 22980-3722

540.942.5948
dreasons@ntelos.net

NOTES FROM cathy

*Cancellations must be made by **February 23, 2009** to get a refund.*

Your registration form and check to VCQ must be postmarked by **February 23, 2009** to receive the \$10 early registration discount.

Please fill out your registration form completely and don't forget to pick **THREE** classes. Get your registration form in as soon as you get your newsletter, especially if you want your **FIRST** choice.

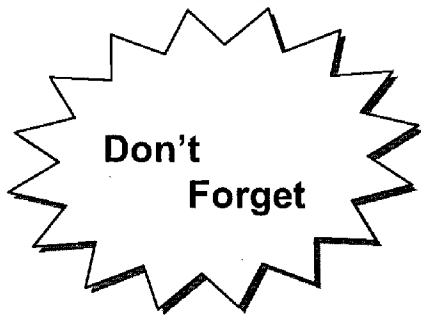
Please enclose a return address label with your form.

Wear your nametag so we can put names and faces together.

Bring your postcard – it is your lunch ticket.

Any cancellations must be made by **February 23, 2009** to get a refund.

We will be scheduling meetings all over the state so if you know of any good teachers or vendors, let me know.



2009 Membership Dues

Dues are currently \$20.00 per year. You can pay in advance up to five years if you desire. Remember, if you pay in advance and dues are increased, you will not have to pay any additional fees.

Important Information About Your Membership:

In the past, some dues payments were received without a membership form. This makes it very difficult to update your records, particularly when volunteers change. *Please, please* send in your dues with your membership form!! *Also, please include a stamped, self-addressed envelope with your dues payment so that your membership card can be returned to you.* For those memberships received without SASEs, your cards will be held for your pick-up at the next meeting. Please allow 3-4 weeks for processing your application.

Virginia Consortium of Quilters Application For Membership

Name: _____ Phone: () _____

Address: _____

City: _____ State: _____ Zip: _____

Email address: _____

Your membership can be paid for multiple years (up to 5 years) with this form. This date will be on your membership card and the mailing label of each newsletter. If dues increase during this period, yours will not.

Remember when sending an application and check for membership renewal, please enclose a stamped, addressed envelope or write a note that you will pick it up at the next meeting.

- New Member Renewal Amt: \$ _____ (make check payable to "VCQ")
- I am a member of a local quilt guild/group (_____)
- I teach and/or lecture about quilting.
- I may be willing to drive others from my area to VCQ meetings.

Renewal Members Only: Please enclose with your payment and application a self-addressed stamped envelope (SASE) for your membership card.

Mail to: **Dianne Reasons, Membership Chairperson**
310 Isle Avenue
Waynesboro, VA 22980-3722

For Membership Only: Date Rec'd: _____ Amt: _____ Ck. No. _____ Exp. Year: _____
MC Date: _____ Name Tag: _____ MList: _____

VCQ CLASS REGISTRATION FORM

Registration form deadline: To receive the \$10 early registration discount, must be postmarked by **Monday, February 23, 2009**. Please fill out completely and please **PRINT**.

Name _____

Member _____ NonMember _____

Address _____

Phone _____ Email _____

Choice of Workshop (includes lunch). Circle letters and indicate choice on line.

Class A: Pillow Toss with Karen Dumont

Class B: Beautiful Baltimore: Eagle and Flag with Sara Madson

Class C: Photo Holder Wall Hanging with Karen Lee Carter

Class D: Knit Lace Quilt Edging with Bess Haile

Class E: Tool Tote with Lorraine Mooney

Class F: Come Quilt with Me

1st choice _____ 2nd choice _____ 3rd choice _____

Cost:	Full cost	If postmarked by February 23, 2009
Non-member, Workshop	\$50	\$40
Non-member, Come Quilt with Me	\$40	\$30
Member, Workshop	\$35	\$25
Member, Come Quilt with Me	\$30	\$20

Amount enclosed: \$ _____

Kit fee, if any, paid to teacher at time of class.

Are you willing to be a class helper? Yes No

Are you bringing a sewing machine to Come Quilt with Me? Yes No

Special lunch requirements: vegetarian gluten-free

Send class registration form and your check payable to VCQ to

Cathy Tyler

573 Pantela Dr.

Richmond, VA 23235

Questions? Contact Cathy Tyler at Cathy.Tyler@juno.com or 804-272-8235.

Any cancellations must be made by **Monday, February 23, 2009** to get a refund.

FRIDAY NITE SPECIAL EVENTS

Shopping

The following establishments in the Shops at Kingsmill, 1915 Pocahontas Trail, will be open late on Friday, March 13 for your shopping pleasure:

- Knitting Sisters Suite B1 open til 8 pm
info@knittingsisters.com
- Bead Haven Suite E4 open til 8 pm
beadhaven@verizon.net 10% discount from 5pm-8pm
- Haus Tirol/The Stitching Well Suite E6 open 5:30pm – 7:30pm
haustirolstitchingwell@verizon.net

Quilt Show

In addition, there is a quilt show put on by the town of West Point on Friday, March 13th from noon – 5pm and again on Saturday, March 14th, 10am – 3pm. Quilts drawn from the counties of New Kent, King William, and King and Queen will be displayed in three venues, the church hall, library and business center as well as in some of the downtown shops.

Virginia Consortium of Quilters
310 Isle Ave.
Waynesboro, VA 22980

DATED MATERIAL