

VIRGINIA CONSORTIUM OF QUILTERS

January 2020 Volume 38 Issue 1

A MESSAGE FROM THE PRESIDENT – 1/3/2020

It is with a heavy heart that I write my final President letter for VCQ. I have resigned my position effective immediately because my husband has accepted a new job with a new company which is relocating us to Phoenix, Arizona. We will be leaving to drive across country on January 11th and needed to concentrate on packing up our house and felt that it was the right move to resign from the VCQ Board. I have enjoyed my time with VCQ since I arrived in Virginia in 2008 and found this wonderful group in 2009 and experienced my first Celebration in 2010. I have made so many friends in VCQ and cherish every moment we have shared together. I hope that I will be able to find a Quilting group as warm and welcoming as you in Arizona. I will be continuing on the committee for Celebration 2020 and I am hoping that I will be able to attend Celebration 2020 so I can have a proper goodbye with all those attending.

If you wish to contact me, I can be reached at heatherzavagnin@yahoo.com.

Thank you all again for supporting me in my positions on the Board and making it hard to find another great group of quilters in the years to come. Heather Zavagnin

New VCQ President

Deborah Schupp of Brandy Station, VA, has volunteered to complete the 2019-2020 term of outgoing president Heather Zavagnin. Her appointment was approved unanimously by the VCQ Board at its Board Retreat January 11, 2020. Deborah is a ten-year member of VCQ, a teacher, lecturer and strong advocate of the art of quilting.

Message from the President

A new year with new beginnings for VCQ! I am honored to be tapped as president of VCQ and

represent the organization across the state. We have a very busy year ahead with retreats, Celebration and local activities.

The VCQ Board Retreat in January resulted in several things you need to know.

- If a member passes away and has a balance of dues already paid to VCQ, that balance will be added to the Vi Graves Scholarship Fund, with the approval of the heirs. This fund helps support anyone wishing to attend Celebration, but not able to pay the fee. Donations may also be made by anyone at any time to increase the funds available. Applications requesting assistance are sent to the VCQ President.
- As of 2020, newsletters will no longer be printed and mailed to members. The costs are just too prohibitive to the organization. To help us reach those members without online access, I ask that you as members print one or two copies to bring to these senior members to help them stay connected with VCQ. Together, let's try to make this work.
- The 2020 budget was approved by the board to be presented to the membership at the March 14, 2020 meeting in Williamsburg, VA.
- Community service projects will continue making bassinet covers and ALS quilt blocks.
- Continue to spread the word about VCQ and all it has to offer the quilting community. Reach out through Facebook, Twitter and Instagram. Post pictures and comments about workshops you take and teachers you like.
- Check out the Virginia Quilt Museum's web site for information on a spring challenge due April 1 and presentation on the history of quilting in the Shenandoah Valley in Sept. Great ways for VCQ members to participate.

I look forward to a great year. Contact me with any questions or concerns.

Sincerely, Deborah

Charity Update:

I want to thank everyone who gave me over 60 bassinet covers at the November Meeting. I delivered them to Children’s of the Kings Daughters and have already received a lovely thank you note. I was also given 3 more quilts for the Hopes and Dreams Challenge for ALS research sponsored by Quilters Dream Batting. As many of your know our guild gave the most quilts of any guild last year. We were sent two large boxes of quilt related goodies. I brought the first box to the November meeting, and will be bringing the second one to the March Meeting in Williamsburg. Be sure to be at the meeting if you want to receive any of the goodies.

I will be happy to have more quilts and basinet covers donated in March. You will receive a ticket for every quilt delivered and every 5 basinet covers. There will be a special prize for the winner. Again thank you for your participation in our charities.

Karin McElvein


Design-Print-Stitch with your own unique imagery!

PG Fiber2Art
 Original & Custom Thermofax Screens,
 Teachers of Surface Design

pgfiber2art.etsy.com
 pgfiber2art.blogspot.com
 pgfiber2art@gmail.com

Susan Price and Elizabeth Gibson, Springfield, Virginia


Find us on Facebook

Gumbo Design Studios
 Patterns, Lectures, Workshops

Deborah Schupp
 Textile Artist, Quilt Designer & Teacher
 540-604-0988

17163 Tally Ho Trail ~ Brandy Station, Virginia 22714
 debschupp@gumbodesignstudios.com ~ www.GumboDesignStudios.com



Membership:

2019 was an exciting year! We had 51 new people join our guild. Remember though, if you haven’t rejoined for 2020 this will be your last newsletter. I will purge the membership just before Celebration when I will be printing new membership rosters. We currently have 234 members.

Please note -

I moved December 18 – My new address is:

Karin McElvein
8560 Executive Dr #3
Norfolk, VA 23503



Treasurer's Report	
as of January 15, 2020	
Checking	\$16,540.02
Money Market	\$30,045.74





MEET YOUR BOARD OF DIRECTORS

VCQ Board & Area Reps 2020

	Position	Name	Phone	E-mail
1	President	Deborah Schupp	540-604-0988	president@vcq.org
2	VP	Betsy Powell	757-617-0595	vicepresident@vcq.org
3	Secretary	Susan Fulton	804-633-5962	secretary@vcq.org
4	Treasurer	Karen Brewster	703-732-6283	treasurer@vcq.org
5	Membership	Karin McElvein	757-572-1569	membership@vcq.org
6	Historian	Joan McGowan	703-323-6048	historian@vcq.org
7	Programs	Elizabeth Gibson	703-481-6879	programs@vcq.org
		Debi Harding	757-615-7758	programs@vcq.org
8	Facilities	Cindy Niles	703-250-6461	facilities@vcq.org
9	Newsletter	Sue Hickman	540-327-0135	newsletter@vcq.org
10	Web Mistress	Mary Grogan	202-262-0142	maryg@infovisions.org
11	Publicity	Ann Tinsman	540-894-5543	publicity@vcq.org
12	Celebration Chair	Heather Zavagnin	770-845-5190	celebration@vcq.org
13	Community Service	Karin McElvein	757-572-1569	Karinlisa7@gmail.com
14	Documentation	VACANT		
Area Reps				
1	Northern VA	Kathy McCrea	703-425-1829	kathy.mccrea@cox.net
2	Shenandoah Valley	Elaine Breiner	937-239-4891	esbreiner51@yahoo.com
3	Southern Shenandoah	VACANT		
4	Culpeper-Lynchburg	Phyllis Keese	804-690-4843	jophee@aol.com
5	Richmond	VACANT		
6	Fredericksburg	Ann Tinsman	540-894-5543	atinsman@hotmail.com
7	Southwest	VACANT		
8	Peninsula	Bonnie Timm	757-483-4909	botgg@verizon.net
9	Tidewater	Debi Harding	757-615-7758	Debi.Harding@usi.com

VCQ General Meeting – November 9, 2019 Annandale

Call to order by Vice President Betsy Powell at 12:50 PM. Betsy welcomed everyone and greeted guests. New members were given pins and gifts. Minutes of the August 2019 meeting were published in the September newsletter. They were accepted as published.

Two open positions, Facilities and programs with their job descriptions were presented and discussed.

Treasurer: Karen Brewster handed out her VCQ treasurer's report. She said we are in the black as we have increased our membership. However, the expenses for this meeting have not been recorded at this time.

Programs: Debi Harding showed workshop samples for the March 2020 meeting in Williamsburg. There will be three classes: Thread painting taught by Darlene Price, Applique using bamboo wool by Joy Duke, and fusible applique by Debbie Coleman. The August meeting will be in Manassas and the location and programs still need to be chosen.

Membership: Karin McElvein said we had 50 new members this year and currently have a total of 231 members. However, there are many members who still need to renew for 2020. Remember to check your email when you receive your newsletter. It will always show the year your membership ends.

Newsletter: Sue Hickman sent a message that the newsletter deadline for the March meeting is Jan 8, 2020.

Community Service: Karin McElvein announced that VCQ had again won first place for delivering the most quilts to the Hopes and Dreams program at Quilter's Dream Batting. She hoped everyone had helped themselves to the box of goodies that Quilters Dream Batting provided that she brought with her to the meeting. She has a

2nd box which she will bring to the March Meeting. VCQ had given almost 30 quilts to them for ALS. She also delivered almost 75 bassinet covers to CHKD and Sentara in Norfolk. Today, she received 3 quilts for ALS and over 50 basinet covers. She thanked everyone for their participation.

Betsy then brought up the first proposed board suggestion to limit the number of meetings (retreats) to 3 each year. They would occur in the following months: March, June and October. Wendy Collier made a motion to accept the proposal and Karin McElvein 2nd it. There was much discussion. The motion passed.

The 2nd proposal was to move the meeting day from the 2nd Saturday in the month to the third Saturday of the Month. Terry Hanson made a motion to accept the proposal, 2nd by Elaine Breiner. Again there was much discussion. The motion did not pass, therefore the meetings will continue to be held the 2nd Saturday of the month.

Kathy McCrae presented the slate of officers for a two year term beginning in 2020.

Vice President; Betsy Powell

Treasurer; Karen Brewster

Membership: Karin McElvein

Kathy asked if there were any nominations from the floor. Since there were none, she asked that the slate be accepted as presented. They were voted in unanimously.

Betsy announced the board meeting for January and asked members to please contact a board member with comments or suggestions so they could be addressed at the board meeting.

Meeting adjourned at 1:25 PM.

Minutes respectfully submitted by Karin McElvein



Are you getting excited for Celebration? We are!

We look forward to seeing you at **Smith Mountain Lake April 23 – 26, 2020.**

*For more information, check out the **VCQ Celebration 2020 Brochure:** <http://www.vcq.org/celebration/2020/info.php>

Hopefully, you have already registered for the event. There are still a few openings if you haven't, or if you have some friends who would like to join us. There are spaces remaining in all the classes EXCEPT Gyleen Fitzgerald's Over & Under Rainbow.

Applications for the **Vi Graves Celebration Scholarship are due by February 1.** The Vi Graves Celebration Scholarship was established to provide financial support for VCQ members to attend the biennial event. Vi was a VCQ member who loved Celebration and lost her life to cancer. Scholarships can be for the full Celebration cost, or partial, depending on need and funds available.

Applications are submitted to the VCQ President who along with the Vice President will determine the number and amount of scholarships granted. This process is confidential. If a member would like to nominate a member to receive the scholarship, please submit the name to the President who will send the application form to the nominee or submit a completed form on their behalf. http://www.vcq.org/celebration/2020/2020_Celebration-6-scholarship-application.pdf Note: Old forms may have Heather's address on it. Since Heather has already moved to Arizona, please send your application to Deborah Schupp, President, at 17163 Tally Ho Trail, Brandy Station, VA 22714.

Please be sure to bring your own tote bag, whether or not you are participating in the challenge.

To participate in the **Tote Bag Challenge**, bring your own decorated tote bag to the registration table when you check in and join our tote bag parade on Saturday night. New or recycled. Anything goes for making your decorations.

Our CELEBRATION 2020 theme is **Quilt Trails** and there will be a prize for the tote which best demonstrates our theme.

A few reminders of things to bring with you to CELEBRATION 2020:

1. Your completed block lotto blocks if you haven't turned them in already.
2. Your bucks for buck night prizes (See page 5 of brochure for details)
3. Your 10" squares for square dance night prizes (See page 5 of brochure for details)
4. Your 2 ½ inch strips for strip night prizes (See page 5 of brochure for details)
5. Your contributions for the silent auction (See page 5 of brochure for details)
6. Your contributions for the peddler's table (See page 5 of brochure for details)
7. Your class supplies (See brochure)
8. \$\$ for the vendors – vendors include SewLoveLee and Quilting Adventures
9. Your items to be sharpened by Snippy Brothers; they will sharpen knives and garden tools as well as scissors & shears; they also will have small snips & hand carved items for sale.
10. Your item for the "Quilt Trails" quilt challenge, if you choose to participate (a 16" square or 64" perimeter quilt; see brochure, page 6, for more info)
11. Tote bag for use throughout the weekend (See above)
12. Additional items to bring are listed in the brochure

Please ensure that you have made your final Celebration payment by March 1 and mailed it to:

Kathy McCrea
3852 Persimmon Cir.
Fairfax, VA 22031-4119
e-mail: kathy.mccrea@cox.net

If you have any questions, please feel free to contact her.

Celebration 2020 - Block Lotto

Join in the fun! Block Lotto for Celebration 2020 will have a raffle drawing each night. The block is called Paths & Stiles (see instructions on quilterscache.com). There are six different backgrounds: three black batik prints and three Moda Grunge creams. Mix it up with contemporary or traditional fabrics from your stash.

Here's how to participate.

1. Buy a fabric kit with instructions for \$4.00 at a VCQ workshop: Aug 10, Nov 9, 2019; Mar 14, 2020.
2. Complete each block purchased and turn it in at the Block Lotto table. You will receive one raffle ticket for each block returned.
3. Buy more kits. Repeat!!



Note:

There will be a PRIZE for the person who returns the most completed blocks, so get sewing.

Upcoming Quilt-Related Events

In addition to our VCQ March 14th Meeting and Celebration 2020 (April 23 – 26, at Smith Mountain Lake)...

Joshua's Hands Valiant Warrior Quilting Event (Jan 17-26, 2020 - FREE) - Joshua's Hands will host 10 days of quilting fun to make handmade quilts for servicemen and women wounded while serving our country. All are welcome! No sewing experience or registration needed. All materials are provided but donations are appreciated. Come for an hour or the day. Details: FREE, Jan 17-26, 2020 Monday-Saturdays 9am-9pm • Sundays 1-9pm. Purcellville VA – check website for exact location. More info: info@JoshuasHands.org, 540.454.7827, www.JoshuasHands.org.

Since 2011, Joshua's Hands has made and shipped more than 1500 quilts to field hospitals. This community event has people of all ages laughing, stitching, and learning from each other. This is a great service project for groups or teens needing service hours. We also welcome quilts/tops made at home – see our website for requirements. This opportunity is offered each January and summer.



Road to California – January 23-26, 2020

For more information:

<https://www.road2ca.com/>



For more information:

<https://www.quiltfest.com/upcoming-shows-and-events/mid-atlantic-quilt-festival/>



AQS QUILT WEEK – Daytona Beach

For more information:


<https://www.quiltweek.com/locations/daytona-beach/>

DAYTONA BEACH
February 26–29, 2020

AQS QUILT WEEK – Lancaster Downtown

For more information:

<https://www.quiltweek.com/locations/lancaster-pa/>



LANCASTER - DOWNTOWN
March 25–28, 2020



Quilt Festival Chicago

NOTE EARLIER DATES!
March 28-30, 2019

For More Information:


<http://www.quilts.com/quilt-festival-chicago.html>

And don't forget...



For more information

<https://www.quiltfest.com/upcoming-shows-and-events/quiltfest-greenville-sc/>



MAY 29, 30, 31, 2020 QU GOES TO THE ZOO AT THE DULLES EXPO CENTER

4320 Chantilly Shopping Center, Chantilly, VA 20151

<https://quiltersunlimited.org/quilt-show/>



Virginia Quilt Museum is currently closed for the season.

The Museum will reopen on February 18, 2020.

Visit their website for details of upcoming events <http://www.vaquiltmuseum.org/>



Spring into Quilting



For this new challenge we are looking for 15" by 15" Mini Quilts from talented artists that remind us of the Spring. The deadline for entries is April 1, 2020. These quilts will be on display at the museum from April 1, 2020 to July 14, 2020. For more information, please visit our [website](#).



American Quilt
STUDY GROUP

The American Quilt Study Group establishes and promotes the highest standards for interdisciplinary quilt-related studies, providing opportunities for study, research, and the publication of works that advance the knowledge of quilts and related subjects.

Save the Date

**Seminar 2020 September 9-13:
Harrisonburg, Virginia**

To learn more about American Quilt Study Group.
Visit their website:
<https://americanquiltstudygroup.org/>

AQSG SEMINAR

**SAVE THE DATE: Sept 9-13, 2020
in historic Harrisonburg, VA, at the Hotel Madison.**

It's very exciting to be working on details for the upcoming 2020 AQSG Seminar in Harrisonburg. This year's theme will feature the Shenandoah Valley. As an AQSG member from Virginia, YOU probably will be as proud to show off our state's quilting heritage as we are.

According to Judy Buss at AQSG headquarters, it is time to prepare the information for the printed catalogue and Seminar brochure. Therefore, we are asking for financial commitments at this time from this year's Seminar Sponsors so that they can be recognized in the printed materials.

Producing a conference for 300 people costs money. Sponsors help cover the physical and mechanical production of the meeting. As you may know, AQSG as an organization does not cover all the costs of Seminar; the local organizing committee is expected to financially support local programming, such as tours, exhibits, and administrative expenses.

That is why we are asking YOU to please consider becoming a Sponsor this year.

Donors contributing \$100 or more will be acknowledged in Seminar materials. Financial support can be made by individuals, employer matching funds, guilds, memorials or "to honor" etc. Contributions to AQSG qualify for tax deduction purposes as a 501(c)(3) entity.

Please make checks payable to the host organization VIRGINIA QUILT MUSEUM and send to PO Box 2638, Harrisonburg, VA 22801

Let's show off our classic Virginia hospitality with a long list of Sponsors at AQSG's 2020 Seminar. We look forward to hearing that you want to be involved as a Virginian for this exciting event.

With much appreciation for your consideration,

Sincerely,

CoChairs: AQSG 2020 Seminar Host Committee

Beverley Evans

&

Gloria Comstock

Mt. Crawford, VA

McGaheysville, VA

beverley@jeffreysevans.com

RLGC10001@gmail.com

VCQ WORKSHOP REGISTRATION FORM

Registration form deadline: **February 21, 2020** Registrations will close after this date without exception. Any registrations postmarked after February 21, 2020 will not be accepted and will be returned. Any workshop cancellations prior to the deadline are eligible for a refund.

Name _____ Member _____ Non-Member _____

Address _____

City State Zip

Phone _____ Email _____

Choice of Workshop (includes lunch). Circle letters and indicate choice on line. In the event your workshop choice is full and you are placed in CQWM, do you want the \$5.00 refund or donate it to VCQ?

(Please check your preference) _____refund _____donate to VCQ

- Workshop A: A Work of Heart with Joy Duke
- Workshop B: Collage Quilts with Carole Harris and Debby Coleman
- Workshop C: Thread Painted Great Blue Herron with Darlene Price
- Workshop D: Come Quilt with Me

Workshop Choice: 1st choice _____ 2nd choice _____ 3rd choice _____

Cost	
Member, Workshop	\$50
Member, Community Service/Come Quilt with Me	\$45
Non-member, Workshop	\$60
Non-member, Community Service/Come Quilt with Me	\$50
Host Guild Non VCQ committee member	\$20** lunch only

**A host guild non-VCQ committee member may register as a guest only for \$20 to include lunch and the business meeting. A non-VCQ visitor may attend any business meeting only and both must pre-register in order to have an accurate count for lunch.

- Are you willing to be a class helper? Yes No
- Are you bringing a sewing machine to Come Quilt with Me? Yes No
- Were you referred or invited by a VCQ member? Yes No

If so, please write in their name _____.

Special lunch requirements:

Vegetarian _____ Gluten-free _____ Allergic to _____

I will be bringing my own lunch (Deduct \$10 from class fee) _____

Amount enclosed: \$ _____

Send workshop registration form and your check **payable to VCQ** to Debi Harding, 2356 Bizzone Circle, Virginia Beach, VA 23464

**Virginia Consortium of Quilters Meeting in Williamsburg, VA
March 14, 2020**

Meeting Location:

Williamsburg Christian Academy, 101 Schoolhouse Lane, Williamsburg, VA 23188 (757) 220-1978
www.WilliamsburgChristian.org

Directions to Williamsburg Christian Academy:

Directions traveling West to Williamsburg

- Take 64 West to exit #231A (toward Norge)
- Turn right at first stoplight onto Rt. 30 N. (Rochambeau Dr.)
- Continue on Rt. 30 for 1.9 miles
- Turn left onto Schoolhouse Lane, Williamsburg Christian Academy

Directions traveling East to Williamsburg

- Take 64 East to exit #227 (toward Toano)
- Take right off exit onto Rt. 30
- Take left at first stoplight Rt. 30 N. (Rochambeau Dr.)
- Continue on Rt. 30 for about 1 mile
- Turn right onto Schoolhouse Lane, Williams Christian Academy

Accommodations:

Hampton Inn & Suites Williamsburg – **NOTE: Celebration meeting (5:30 pm) and VCQ Board meeting (7:00 pm) being held here Friday Night, March 13, 2020.**

1880 Richmond Road, Williamsburg, VA 23185- Call direct (757) 229-4900. Location about 9 miles from Williamsburg Christian Academy.

For Friday, March 13, 2020, an approximate rate is \$98.10 (with AARP, AAA, senior discount) per room for 2 double beds. Hilton Honors member room rate is \$109.00. Make sure to mention VCQ when making your reservation. Continental breakfast included.

There are lots of restaurants on Richmond Rd. Applebees; Cook Out; Red Lobster, Olive Garden, Red Hot & Blue Memphis Pit BBQ & Grill, Seafare, and don't miss Pierce's BBQ located at 447 East Rochambeau Dr.!

There are many Other Hotels to choose from:

Econo Lodge Pottery, 7051 Richmond Rd, Williamsburg, VA, 23188, (757) 564-3341


Hilton Garden Inn Williamsburg, 1624 Richmond Road, Williamsburg (757) 253-9400

Holiday Inn Express Williamsburg North, 720 Lightfoot Road, Williamsburg (757) 220-0062

Holiday Inn Club Vacations Williamsburg Resort, 200 English Garden Way, Williamsburg (757) 941-1540

Howard Johnson by Wyndham Williamsburg, 6483 Richmond Rd, Williamsburg, VA, 23188 (757) 220-5550

Marriott's Manor Club at Ford's Colony, 101 Saint Andrews Dr, Williamsburg, VA, 23188 (757) 258-1120



ALS Block – 9-Patch – For March VCQ Meeting

The Hopes & Dreams for ALS research sponsored by Quilters Dream Batting continues into 2020.

VCQ members turn in blocks to be made into a colorful top. This top is donated and money raised goes to ALS research.

This month create 9 1/2" unfinished 9-patch blocks (which will later be used in a Disappearing 9-patch design).

Make the four corners and the center in brights, with the four remaining squares in light/medium creams. Each square is 3 1/2". Try to make more than one.

Turn in your blocks at the March retreat in Williamsburg or mail to Deborah Schupp at 17163 Tally Ho Trail, Brandy Station, VA, 22714. Let's make this a great quilt.

March Meeting Location: Williamsburg Christian Academy 101 School House Ln, Williamsburg, VA 23188

March Meeting Notes from Elizabeth

Your registration form and check to VCQ must be **postmarked by Friday, February 21, 2020** (3 weeks prior to event). **Registrations will close after this date without exception. Any registrations postmarked after February 21, 2020 will not be accepted and will be returned.** Please fill out your registration form completely as this information is vital to ensuring proper confirmation mailing of your postcards.

You will receive a postcard with your registration confirmation – Bring your postcard!!!

Any cancellations must be made by Friday, February 21, 2020 to obtain a refund.


Please wear your nametag to the meeting so we can put names and faces together.

Friday, March 13, 2020 Schedule: Dinner on your own


- 5:30 PM Celebration Meeting Hampton Inn & Suites Williamsburg
- 7 PM VCQ Board Meeting at Hampton Inn & Suites Williamsburg

Saturday, March 14, 2020 Meeting Schedule:

- | | |
|------------------|---------------------|
| ➤ 8:00 - 9:00 AM | Registration |
| ➤ 9:00 – Noon | Workshops |
| ➤ Noon – 12:45PM | Lunch |
| ➤ 12:50 - 1:20PM | Business meeting |
| ➤ 1:30 – 3:30PM | Workshops reconvene |
| ➤ 3:45 - 4:15 PM | Show and Tell |



DON'T FORGET
Bring your completed quilt blocks for Block Lotto to the March 14th meeting or plan to make even more there.
Celebration will be here before you know it.
[April 23rd -26th]
See page 6 of this Newsletter for all the details.



VCQ will be scheduling meetings all over the state. If your guild would like to sponsor a meeting contact one of the Board members. If you know of a quilting teacher we would be interested in, please contact Elizabeth Gibson, Programs Chair/Teachers at programs@vcq.org or 703-481-6879

Workshops *** Workshops ***** Workshops**



Workshop A: “A Work of Heart” with Joy Duke

Workshop Description: “A Work of Heart” – Students will use Inktense pencils to transform plain white bamboo felt into a lovely “colorwash” background for their project. While their background fabric is drying, they will use my “Sweet Heart” pattern to choose the shades of bamboo felt and perle cotton that they will use to complete the appliques and begin stitching using the materials in their kits. We will learn buttonhole stitch, French knots, lazy daisy and stem stitches during this class as well as using the Inktense pencils. Come and have fun playing with the Inktense pencils and bamboo felt to create your “Work of Heart”. Your finished project will be perfect for framing, making into a sachet, adorning the front of a totebag or pillow, or for a small decoration suitable to hang on one of those cute wire hangers.

Technique: Hand work and Inktense pencil painting

Skill Level Required: All levels

Supply List: Scissors (paper and fabric), needle threader or eyeglasses if needed

Kit Fee: \$18 – Includes pattern, bamboo felt, Chenille needle, Valdani perle cotton, freezer paper, tissue paper, and the use of the instructor’s Inktense pencils.

Fabric Requirements: Kit required

About your teacher: Joy Duke is a designer, teacher, and lecturer for Joyous Appliqué Designs. She has always enjoyed playing with fabrics and she created her first crazy quilt as a school project in the early 80’s which got her out of having to write a research paper - now that was a deal!

In 2012, Joyous Applique Designs was born with 5 original patterns and Joy hasn’t stopped designing and teaching since. All of Joy’s 90+ patterns are ones that can be stitched within a reasonable time frame – no year-long or life-long creations here. Joy wants her students to have fun and see real progress each time they pick up their work to stitch. Fusible applique using cotton fabrics was where Joy started and then she added yo-yos to her patterns to add additional texture and bring yo-yos back into the spotlight. These project types are very portable for hand stitching. Joy’s latest passion is bamboo felt applique which is very similar to wool applique, but allows those that are allergic to wool to create beautiful fun pieces of art and those that enjoy wool to have a larger palette of fabrics to work with.

Workshop B: Collage Quilt with Carole Harris and Debby Coleman



Workshop Description:

The Collage quilt technique is all about playing with fabric. You layer and place the fabric, by fusing, to create the overall design. It can be highly decorative or very simplistic. There isn't any piecing or sewing done until the very end when you are securing the layers and quilting. Colors and designs on the fabric are used to create the shadows or highlights in the image. The fabric can be of any size, pattern or color. When placed together in layers with other fabrics, they come together to make the whole image. A lot of times you don't see the idea until you step back from the quilt. They are really great fun and you can make a hole in your stash by using your scraps.

Supply List: Either Hip Hop Rabbit or Featherweight Collage Pattern by Laura Heine-please pre-purchase this pattern from your local quilt shop or an on-line source. Each student must purchase the pattern.

(we teach a variety of tips and tricks so please do not follow the supply list included on the pattern)

Fabric for the background of either the rabbit or sewing machine to fuse your collage onto

Selection of fabrics to use for collage *(please wash all fabric)*

Pen	Sharp fabric scissors
Pencil	Paper cutting scissors
Freezer paper	Soft fuse
Parchment paper	Frixion Pen
Small pressing surface	
Craft Iron	

About your teacher: Carole & Debby have a long history of quilting, especially handwork. They began playing with collage quilts several years ago since when they have made many wall hangings featuring a variety of animals and have taught the class numerous times.



Workshop C: Thread Painted Great Blue Herron with Darlene Price

Your kit will include the photo printed on fabric, stabilized with canvas. I have chosen 30 colors of #40 polyester thread that will be available to use. You may bring your own threads. Refer to photo to choose colors. Kit cost: \$10

Skill Level: Fearless

Supply List: Sewing machine set up for free motion quilting and ability to drop feed dogs.

Fresh Size 14 or embroidery needle installed in machine

Bobbins in light, medium and dark (2 white plus 1 medium and 1 dark gray)

Small snip or embroidery scissors

Tweezers for pulling up threads from bobbin

Free motion gloves, optional

Photo by Bob Schamerhorn (used with permission)

Kit Fee: \$10. Kit includes photo printed on fabric and stabilized and threads used to stitch during the class. The thread painting portion of the project is able to be completed during class.

About your teacher: While fairly new to quilting, I've been around a needle and thread and a sewing machine all my life. My goal when I retired from life as a Commercial Real Estate Paralegal was to figure out quilting. In 2013, armed with a needle, thread and cardboard templates I embarked on my first quilt. When I got to the binding, I couldn't figure out how to do that by hand so I bought a machine. I haven't looked back and am the happiest I have even been. Shortly after outfitting my two beds with quilts I realized I still wanted to sew more but didn't need any more quilts. I turned to Art Quilts. Thread painting combines my love of photography and sewing.

Workshop D: Come Quilt with Me



Bring your own project to work on as you sit and quilt with other members and experience wonderful fellowship.



Quilt Shops Near Williamsburg

Sadly, after an exhaustive search, it would seem that there are no quilt shops in or near Williamsburg. I encourage each of us making the journey to search out which shops might be along our route and enjoy those.



Following are the Deadline Dates for submissions to the newsletter:

Wednesday, May 13, 2020 for August 8th Meeting in Manassas

and

**Wednesday, August 26, 2020 for the November 14th Meeting
in Harrisonburg**

Board members are requested to post their final/proofed submissions in the Newsletter file in DropBox. Others may send their material electronically to newsletter@vcq.org

Advertising for Newsletter per Issue & Roster

<i>Newsletter</i>	
Business Card-2"x3.5"	\$10.00
¼ Page-5.25"x4"	15.00
½ Page-5.25"x 8"	30.00
Full Page-8" x 10.5"	50.00
Classified Ad (50 word max – Newsletter only)	

Send print ready ads to newsletter@vcq.org
and check made out to VCQ mailed to VCQ Treasurer,
Karen Brewster, 8321 Kingsgate Rd. Springfield, VA 22152



Please check your email blast to make sure this is not your last newsletter.

Before your membership expires, don't forget to send in your renewal.

Below you will find the VCQ Application. You can also find it on the VCQ website.

Also, don't forget to check for announcements and future updates on our VCQ website.

www.vcq.org

Virginia Consortium of Quilters Application for Membership

Name: Phone: ()

Address:

City: State: Zip:

Email address:

(By providing my email address I understand that I will receive the newsletter electronically.)

Your membership can be paid for multiple years (up to 5 years) with this form. This date will be on your membership card and the mailing label of each newsletter. If dues increase during this period, yours will not.

New Member (Referred by _____) Amt: \$ (Make check payable to "VCQ")
(\$25.00 per year, up to five years only.)

Renewal Amt: \$ (make check payable to "VCQ" and include **SASE**)
(\$25.00 per year, up to five years only.)

RENEWAL MEMBERS ONLY: PLEASE ENCLOSE WITH YOUR PAYMENT, YOUR APPLICATION AND A SELF-ADDRESSED STAMPED ENVELOPE (SASE) IF YOU WISH TO HAVE YOUR CARD MAILED TO YOU!

I am a member of a local quilt guild/group:
(List all guilds)

I teach and/or lecture about quilting.

I may be willing to drive others from my area to VCQ meetings.

**Mail to: Karin McElvein, Membership Chairperson
8560 Executive Drive #3
Norfolk, VA 23503**

Questions: karinlisa7@gmail.com

For Membership Only: Area _____
Date Rec'd: CK Dep ____; Mem List updated ____; Card Sent ____
Amt: ____
Ck. No. _____
Exp. Year: New Member Packet: Letter __ Name Badge __ Card __ Pin __

Revised 11/15/19