

VIRGINIA CONSORTIUM OF QUILTERS

June 2017 Volume 35 Issue 3

A MESSAGE FROM THE PRESIDENT –

Heather Zavagnin

I hope everyone is having a great start to the warmer weather and enjoying being outside. Thank you to the United Methodist Church for letting us enjoy your fantastic facility at our May meeting. So many great projects were worked on and shown at the end of the meeting.

I would like to send out an extra special THANK YOU to Rose Hall and Sue Burton for volunteering to take over the facilities position that has been open. We all look forward to supporting you as we can and can't wait to see which parts of the states we might be travelling to for our meetings. If you know of a great location to have one of our quarterly meetings at please let Rose or Sue know.

June 21st starts the Row By Row Experience, the theme this year is On The Go. I can't wait to see what the shops row's will look like and the license plates. Did you also see that they are doing a Row by Row Junior for kids ages 6 to 14. Check out the website for details (in the calendar section of this newsletter). While travelling this summer and when you stop by the LQS, if you notice that the information MIGHT be different from what we have on our website under Quilt shops, please send an email to me and Mary Grogan and let us know their information needs to be updated. If you also know of a NEW LQS opening please let us know that too so we can get their information on our website.

DON'T FORGET – August 1st the brochure for Celebration 2018 will be posted on our website for you to review and pick your classes (then rethink your choices again and again) before Registration starts at the August 12th meeting. I know I can't

wait to see the class choices with pictures to figure out which ones I want to take. Thank you and I look forward to seeing you in August.

Heather Zavagnin President

Celebration 2018 News

Susan Beard, Co-Chair

It is that most wonderful time of the year - Celebration 2018 Registration. VCQ's Celebration will take place next April 26-29, 2018 at Smith Mountain Lake 4-H center. The theme is "A Circle of Friends - Silver and Gold. The teachers are: Karla Alexander, Laura Blanchard, Melinda Bula, Augusta Cole, Susan Emory, Carolyn Friedlander, Mary Huey and Rami Kim. The details of the workshops will be in the brochure published on the website on 1 August.

We will take in person registration from members at the August 12 quarterly meeting as well as members who send their \$100 deposit check with a member who is attending the meeting. Only VCQ members will be able to register in August. Registration will be open to all beginning September 1. The cost for Celebration 2018 is \$385 for members and \$485 for nonmembers. In addition to workshops, we will have lectures, quilt challenge, block lotto, silent auction and other activities. Phyllis Keese and Wendy Collyer are chairing the block lotto. It is a simple friendship star with a novel construction to help in making sure that the blocks are the same size. We still have kits available. Please bring completed blocks to the August meeting. Judy Beigbender is chairing the quilt challenge. For 2018 how would you interpret the theme of "A Circle of Friends - Silver and Gold. The minimum perimeter is 36" and the maximum is 72". The full details will be in the brochure. Let Judy know if you are thinking of participating at bzqltn@gmail.com.

MEET YOUR BOARD OF DIRECTORS

VCQ Board & Area Reps 2016

	Position	Name	Phone	E-mail
1	President	Heather Zavagnin	770-845-5190	president@vcq.org
2	VP	Faye Hannah	757-410-0846	vicepresident@vcq.org
3	Secretary	Susan Fulton	804-633-5926	secretary@vcq.org
4	Treasurer	Marty Green	540-967-3203	treasurer@vcq.org
5	Membership	Karin McElvein	757-572-1569	membership@vcq.org
6	Historian	Joan McGowan	703-323-6048	historian@vcq.org
7	Programs	Elizabeth Gibson	703-481-6879	programs@vcq.org
		Sally Hurst	434-248-6212	programs@vcq.org
8	Facilities	Rose Hall	434-363-1011	facilities@vcq.org
		Sue Burton	804-435-3229	facilities@vcq.org
9	Newsletter	Yvette Cienski	757-234-0232	newsletter@vcq.org
10	Web Mistress	Mary Grogan	202-262-0142	maryg@infovisions.org
11	Publicity	VACANT		
12	Celebration co-Chair	Susan Beard	571-338-3168	Beard22205@verizon.net
		Phyllis Mondak	804-921-2048	Phmon2@comcast.net
13	Community Service	Karen DuMont	804-233-7750	kmdumont@comcast.net
		Karin McElvein	757-572-1569	Karinlisa7@gmail.com
14	Documentation	VACANT		

Area Reps

1	Northern VA	Kathy McCrea	703-425-1829	kathy.mccrea@cox.net
2	Shenandoah Valley	Kathleen Ackerson	540-335-4700	kackerso@shentel.net
3	Southern Shenandoah	Vacant		
4	Culpeper-Lynchburg	Deb Schupp	540-604-0988	debschupp@GumboDesignStudios.com
5	Richmond	Karen DuMont	804-233-7750	kmdumont@comcast.net
6	Fredericksburg	Ann Tinsman	540-894-5546	atinsman@hotmail.com
7	Southwest	Vacant		
8	Peninsula	Bonnie Timm	757-483-4909	botqg@verizon.net
9	Tidewater	Debi Harding	757-615-7758	debi.harding@cox.net

**Advertising
For Newsletter & Roster**

	<i>Newsletter</i>	<i>Roster</i>
Business Card-2"x3.5"	\$10.00	\$20.00
¼ Page-5.25"x4"	15.00	30.00
½ Page-5.25"x 8"	30.00	60.00
Full Page-8" x 10.5"	50.00	100.00
Inside Back Page		125.00
Classified Ad (50 word max – Newsletter only)		
Send ads to newsletter@vcq.org and check made out to VCQ.		

VCQ General Meeting Minutes-May 13,2017

Meeting called to order by Heather Zavagnin at 12:53 pm

Heather welcomed all members to Richmond. A thank you to Karen Dumont and Debi Harding for the site of our meeting here in Richmond. A new member welcome to 4 new members: Dana Mashad, Elaine Strasburg, Tammy Weston, and Diane Phillips. (Please excuse any spelling errors!)

The minutes of the March meeting were posted in the most recent newsletter. No discussion, Motion to accept minutes by Karin McElvein. Motion seconded by Laura Beard. Vote was passed.

The Blue Crab Quilt Company is staying open late for anyone shopping after the meeting and offering a 10% discount to VCQ members. Chadwick Heirlooms is also staying open late and offering us a 20% discount.

The Virginia Quilt Museum still has a few available tickets for the "Airing of the Quilts: A Spring Quilt Discovery" Luncheon on May 21, with Neva Hart.

Treasurer Marty Green had the quarterly report passed out on our tables. Income totals for the last quarter were \$7347.00 and expenses were \$4381.86. Checkbook balance as of 5/12/17 was \$17,619.99. Money market account as of 5/12/17 was \$7596.56 Motion to approve report by Marty Moon. Seconded by Alice Kennedy. Vote passed.

Faye Hannah announced she still had a few charms and pins for sale.

Karin McElvein announced we have 201 current paid members and 25 new members from last meeting.

Heather Zavagnin announced that we urgently need a facilities coordinator. If no one volunteers before the November meeting the quarterly meetings will not be held. Debi Harding has done an excellent job and would be happy to talk to anyone showing an interest in helping.

The next meeting will be on August 12, at Newport News. Elizabeth Gibson has procured Joy Duke, Lee

Virginia Consortium of Quilters

Taylor, and Meryl Ann Butler as our teachers thus far. She states she is looking into a 4th teacher since this meeting is usually our largest.

Yvette Cienski announced the next newsletter deadline is June 9.

Celebration co-chair, Susan Beard, gave us an update on Celebration. Reminder that the dates are April 26-29, 2018 and registration begins August 17,2017. She said the brochure with teacher names and class titles will be out August 1 for us to preview. She still needs volunteers to help with Silent Auction, Teacher tag-team, and the Raffle items. Please see Susan or Phyllis if you are able to help with any of these areas.

Karin McElvein led the community service room today. She announced that 12 ALS quilts were almost finished today. She had batting available for our service projects as needed. She also is asking for another NICU that we might be able to donate our Bassinette cover to.

Old Business: Heather announced that we still need volunteers to head the Documentation project and a Publicity Chair.

Meeting Adjourned 1:13 PM

Minutes respectfully submitted by Susan Fulton

CHARITY

We had a wonderful group sewing for Charity at the May Meeting. I want to thank everyone who participated. I brought home over 35 basinet covers. Many were made that day and some were brought in by other members. We had one finished quilt turned in for ALS and 12 tops were made during the day. Some were taking them home to add the borders, and others took the tops home to quilt. We were very fortunate to have Quilters Dream Batting donate 20 yards of 102" wide quilt batting. It is all cut and will be included in some of the kits for the next meeting. I will deliver the quilts that are returned to the Quilters Dream office which is located near me after the August meeting.

If you decide to make a quilt at home for ALS, please see the Quilter's Dream website for the dimensions. It does not have to be a rail fence. Also, please fill out their form, print and pin to the

quilt. Also, be sure to label your quilt. I will also add a VCQ label.

<http://www.quiltersdreambatting.com/>

Thank you,

Karin McElvein

MEMBERSHIP

Just a reminder to those who have yet to renew. You must be a member in 2017 to sign up for Celebration. You must also be a member to attend Celebration in 2018 if you do not want to pay the Non-Member Fee. Please make sure you have renewed for 2018 before Dec. 31st, if you want to pay the member cost for Celebration. Non-members will have to pay an additional \$100.00 to attend.

Karin McElvein

Calendar of Events

Virginia Quilt Museum:

- **July 7 First Fridays, 5pm - 8pm @ VQM:**
FREE Museum Admission
- **July 27th - 29th "Friction, Fray, and Fabric:**
Textiles in the First World War" - 3rd Annual
Virginia Quilt Museum Symposium @ VQM
SEE INDIVIDUAL EVENT PAGE ABOVE

August 11-13, 2017

The Four County Quilters Guild cordially invites you to our upcoming 2017 Quilt Show "Piecing Together" — 30 Years of Fabric & Friends. at the Frederick Fairgrounds—Null Building which is located at 797 East Patrick Street in Frederick, Maryland 21701. Friday 12:00-5:00, Saturday 9:00-5:00 and Sunday 11:00-4:00. On display, will be over 200 member-made quilts, wall hangings and challenge quilts. Additional things to see include the 2017 Opportunity Quilt, an Emporium of items \$15 and under, Demonstrations, Raffle Baskets, Silent Auction and Vendors. Children in strollers are free, and there is free parking. Admission is \$10/day (re-entry with wrist band intact). For details and directions, visit our guild's website <http://www.fourcountyquiltersguild.org> <http://www.thegreatfrederickfair.com>

October 20-21, 2017

The Hearts and Hands ECA Quilters Guild of Sanford, NC will hold its biennial quilt show at the Dennis Wicker Civic Center, 1801 Nash St., Sanford, NC (40 miles SW of Raleigh).

The show hours will be: Fri. Oct. 20 from 10am - 5pm, and Sat. Oct. 21 from 10am - 4pm. Admission is \$6, under 12 free.

A Bionic Bag filled with \$300 of quilting notions will be raffled off each day of the show. There will be over 100 handmade quilts, vendor booths, raffle

baskets, door prizes, a boutique with handmade items perfect for gifts for the holiday season, and antique quilts. Lunch will be available on site.

The theme of the show is "Look on the Bright Side". Entry fees are \$5.00 per quilt. The deadline for submissions is August 25, 2017. Entry Forms, the Category List and Quilt Show Rules can be found on our website

(<http://www.heartsandhandsnc.org>); choose the "2017 Quilt Show" tab. This year, entry forms and fee can be mailed or hand-delivered to Ruth Williams-Hunt at 1911 Wilkins Drive, Sanford, NC 27330.

Questions? Contact us at Rose Nykiel at roquiltern@gmail.com or (909) 475-824 or Janet Blazekovich at janetquilts5675@yahoo.com or (630) 643-2497.

ROW by ROW

June 21st - Sept 5th
<http://rowbyrowstudio.com/row-by-row-experience/>


VCQ Events:

November 11, 2017 Manassas, VA

The following are the **Deadline Dates** for item submissions to the newsletter staff:

September 8th, 2017 for November 11th meeting

Material can be sent electronically (preferred) to newsletter@vcq.org OR mailed to: Yvette Cienski, 206 Blue Heron Dr., Yorktown, VA 23692



Virginia Quilt Museum
301 S. Main St.
Harrisonburg, VA 22801
March 10, 2017

Announcing the 2017 Symposium July 27 – 29, 2017

Over the course of three days in July, you are invited to gather in Harrisonburg and its environs to consider **Friction, Fray, and Fabric: Textiles in the First World War** at the 2017 Symposium offered by the Virginia Quilt Museum. Participants will have the opportunity to gain multiple perspectives of the (first) Great War. Visits Thursday and Friday to Dynamic Aviation in Bridgewater, the Woodrow Wilson Presidential Library and Museum in Staunton, and the Crossroads Valley Brethren-Mennonite Heritage Center in Harrisonburg will set the stage for both the **friction** and the **fray**, through the lens of a soldier, a president, and a pacifist. Then on Saturday, **fabric** will take center stage with a view through the lens of its war-affected manufacture and needful purposes.

Symposium Events/Locations/Speakers:

Thursday: Kim McCray (VQM Director), Dynamic Aviation, Bridgewater, VA (talk about Dwight Eisenhower - his WWI service and Valley ties, and tour of America's first Air Force One)

Friday: Woodrow Wilson Presidential Library and Museum, Staunton, VA (tour)
Crossroads Valley Brethren-Mennonite Heritage Center, Harrisonburg, VA (tour)
Phil Kniss (Pastor), Parkview Mennonite Church, Harrisonburg, VA (talk)
Followed by Nancy Bassett (pianist/sing-along)

Saturday: Speakers at Asbury United Methodist Church (next door to the Museum)

- Madelyn Shaw, Curator of Textiles at the National Museum of American History, Smithsonian Institution – "Shortages and Substitutes: American Textiles and the Great War"
- Neva Hart, Quilt Historian – "A Red Cross Quilt from Sugar Grove"
- Jackie Pamenter, Greene County, VA Historical Society – Greene County Red Cross quilt
- Sue Reich, Keynote Speaker
"World War I Quilts"



VIRGINIA QUILT MUSEUM
301 S. Main Street Harrisonburg, VA 22801
Phone 540-433-3818
Preserving, celebrating, and nurturing Virginia's quilting heritage

www.vaquiltmuseum.org

Designated the "official quilt museum of the Commonwealth" by the General Assembly

Upcoming Exhibits: September 5 - December 16

Heritage Redefined"

Curated by Susan Emory

Improvisational piecing, alternate gridwork, foundation piecing, use of negative space and applique.

Quilting has a rich heritage in Virginia - over the years Virginia quilters have made whole cloth, medallion, Amish quilts, and art quilts. Broderie Perse and crazy quilting have been popular in the mid-Atlantic region, and recently, modern quilting has seen an upsurge. Among the numerous forms of modern quilting, look for alternate grid work, applique, foundation piecing, improvisational quilting, and modern traditionalism - the updating of classic quilt designs. This juried exhibit showcases a compilation of modern quilts from across Virginia.

"13 Perspectives"

Curated by Trudi Van Dyke

The 13 members of New Image Artists exhibit new work created for the Virginia Quilt Museum. These juried contemporary fiber artists are nationally and internationally exhibited and collected. Curator Trudi Van Dyke seeks to engage and educate visitors with the depth and breadth of modern quilting. Mastery of traditional as well as innovative techniques and materials provide a rich tapestry of visual excitement and stretch the definition of quilting.

"From Ma-Ma's Garden to the Wheel of Fortune"

Curated by Pat Sloan

Pat Sloan is a quilt designer, book author, radio/podcast show host and fabric designer

Pat Sloan is a quilting teacher, author, and fabric designer. This exhibit offers a look at Pat's published work done in her signature pieced and applique style. It then gives the visitor a peek behind the scenes at the quilts she makes for fun in her improvisational style.

"Treasures from the Vault: Quilts from the VQM Collection, Elegant Stitches"

Curated by Gloria Comstock, VQM Curator and Registrar

The quilts included in this exhibit are from the 18th and 19th Centuries. The elegant stitching has all been done by the hands of Virginia quiltmakers of both urban and rural areas and features diverse quilting designs. Hand quilting has always been prized as a talent, with ten stitches or more per inch considered museum quality. This exhibit will be a photographer's delight; prize-winning images are here for the taking!

Virginia Consortium of Quilters Application for Membership

Name: _____ Phone: () _____

Address: _____

City: _____ State: _____ Zip: _____ - _____

Email address: _____

(By providing my email address I understand that I will receive the newsletter electronically unless I check the box below.)

I wish to receive a *paper copy* of the quarterly newsletter.

Your membership can be paid for multiple years (up to 5 years) with this form. This date will be on your membership card and the mailing label of each newsletter. If dues increase during this period, yours will not.

New Member (Referred by _____)

Amt: \$ _____ (Make check payable to "VCQ")
(\$25.00 per year, up to five years only.)

Renewal Amt: \$ _____ (make check payable to "VCQ" and include SASE)

(\$25.00 per year, up to five years only.)

Renewal Members Only: Please enclose with your payment, application and a self-addressed stamped envelope (SASE) for your membership card.

I am a member of a local quilt guild/group: _____
(List all guilds)

I teach and/or lecture about quilting.

I may be willing to drive others from my area to VCQ meetings.

**Mail to: Karin McElvein, Membership Chairperson
1309 Maplewood Ave.
Norfolk, VA 23503**

Questions: karinlisa7@gmail.com

****Please include a self-addressed stamped envelope.**

For Membership Only:

Date Rec'd: _____ CK Dep _____; Mem List updated _____; Card Sent _____

Amt: _____

Ck. No. _____

Exp. Year: _____ New Member Packet: Letter __; Name Badge __ Card __

Revised 5/10/17

August 12, 2017 Meeting & Workshop in Newport News, VA

Lodging Accommodations (Friday, August 11):

Hampton Inn-Newport News/Yorktown
151 Ottis Street, Newport News, VA 23602
(757) 989-8977

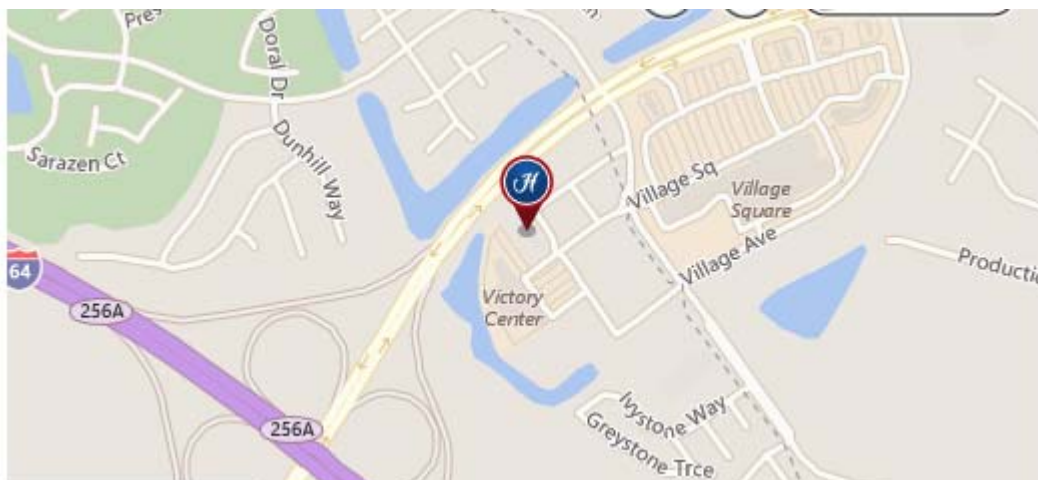
The cost is \$119 plus state and local taxes (14%) and \$1.00 per night, for a single King or double queen room. The rate is for 2 persons; with an extra charge of \$10 (rollaway) for an extra person. We have blocked 5 King single rooms and 15 double queen rooms. There is a grocery store between the two hotels. Make your reservation by calling the hotel directly or using VCQ – Virginia Consortium of Quilters link below. Complimentary breakfast is included. **Last day to make reservations is Monday, July 10, 2017.** Check in time is after 3pm. Cancellation policy is 48 hours prior to arrival date. The hotel is within walking distance to restaurants, shops and cinemas. Since there are baseball tournaments in town, if our block of rooms is sold out and you wish to make reservations, call the hotel number above and ask for Ted H. The Hampton Inn owns the Hilton Garden property next door and can probably find you a room there.

Your web page address is: http://hamptoninn.hilton.com/en/hp/groups/personalized/P/PHFHHX-VCQ-20170811/index.jhtml?WT.mc_id=POG

Group Name/Code: VCQ

Directions to the Hotel

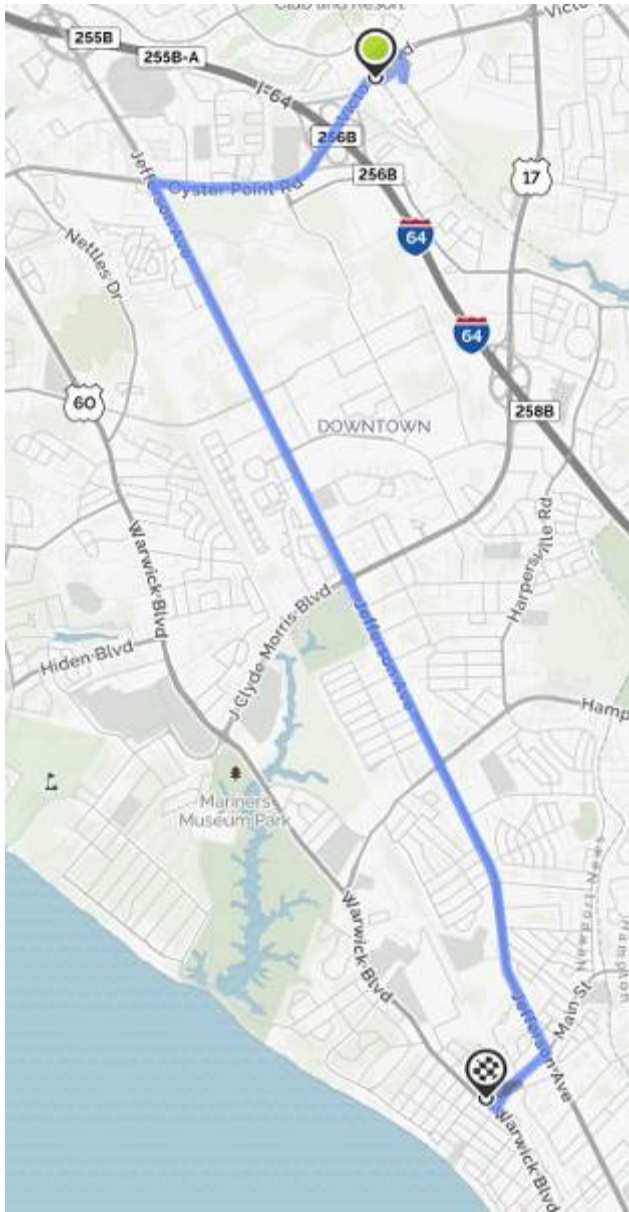
From I-64 East or West – Exit 256B - Victory Blvd (Rt 171 East). The hotel is a quarter of a mile on the right in the Kiln Creek Shopping District (.7 miles from interstate). The hotel is 5-7 miles from the Hampton Coliseum on I-64.



Meeting Location:

Hilton Baptist Church; hiltonbaptistchurch.org
101 Main Street
Newport News, VA 23601
(757) 595-3300

Directions from the Hotel to Hilton Baptist Church:



Start out going northeast on Ottis St.
Turn right onto Commonwealth Dr. (.07 miles).

Make a U-turn at Arthur Way onto
Commonwealth Dr. (.016 miles).

Turn left onto Victory Blvd/VA-171 (.8 miles).

Crossing under highway, Victory Blvd becomes
Oyster Point Rd. (.8 miles)

Turn left onto Jefferson Ave/VA-143.
Drive 5.1 miles

Turn right on to Main St./VA 152.

Church is at the intersection of Main &
Warwick.



Nancy's Calico Patch 896 J Clyde Morris Blvd.

(757) 596-7397

(Exit 258A – off I-64

Left at first light into shopping center.

Shop will be open until 7:00 p.m. on August 11 for VCQ members.

There will be discount for VCQ members.

Notes from Elizabeth and Sally:

Your registration form and check to VCQ must be **postmarked by Friday, July 21, 2017** (3 weeks prior to event). *All workshops at this venue are capped at 10 people maximum due to room size. Get your registration in right away for the best chance of getting your first choice class.* **Registrations will close after this date without exception. Any registrations postmarked after July 21, 2017 will not be accepted and will be returned.** Please fill out your registration form completely as this information is very vital to ensure proper confirmation mailing of your postcards.

You will receive a postcard with your registration confirmation – Please bring your postcard!!
Postcard will be used for door prize drawing. However, if you forget your card we will have blank index cards at the registration table for the door prize drawing.

Any cancellations must be made by July 21, 2017 to obtain a refund.

Please wear your nametag to the meeting so we can put names and faces together.

Friday, August 11, 2017 Schedule: Dinner on your own

- 5:30-7:00 PM **Celebration 2018 Committee** meeting at Hampton Inn-Newport News/Yorktown meeting room
- 7:00-9:00 PM **VCQ Board** meeting at Hampton Inn-Newport News/Yorktown meeting room

Saturday, August 12, 2017 Meeting Schedule:

- 8:00 - 9:00 AM Registration
- 9:00 – Noon Workshops
- Noon – 12:45PM Lunch
- 12:50 - 1:20PM Business meeting
- 1:30 – 3:30PM Workshops reconvene
- 3:45 - 4:15 PM Show and Tell

Shops Near Newport News

Field's Quilting and Craft Supplies

6568 Main Street
Gloucester, VA 23185-5630
Open Tuesday - Friday 10am – 5pm
Saturday 10am – 3pm
(804) 693-6120

Nancy's Calico Patch

896 J Clyde Morris Blvd. Newport News,
VA 23606-2200

(757) 596-7397

Shop will be open until 7:00 p.m. on
August 11 for VCQ members.
There will be discount for VCQ members.

Artee Fabrics & Home

5333 George Washington Mem Hwy
Yorktown, VA 23692-2704
(757) 890-2787

Workshops *** Workshops ***** Workshops *******

Workshop A: Pretty Leaves, Punkin' with Joy Duke – In this class you will learn fusible applique, buttonhole stitch, stem stitch, and my 3D fusible technique. If you would like, you may also use wool felt or felted wool without a fusible for this project. If you have any questions or difficulty finding supplies, please contact the teacher at: JoyousAppliqueDesigns@cox.net



Skill Level: Beginner Plus - All are welcome for this handwork class!

Supply List: – Note that all fabric should be prewashed WITHOUT fabric softener prior to class.

Cotton fabric or wool (see note in description for wool)

Black background-14" by 12"

Medium Green Leaves-3" square

Dark Green Leaves-6" by 8"

Burgundy Leaves-6" square

Orange Leaves-6" square

Brown Leaves-5" square

Brown Stem-3" square

Mottled Leaves-3" by 6"

Rust Leaves-6" square

Lt. Rust Leaves-3" by 5"

Orange for Pumpkin, Border, Backing and Sleeve-2/3 yard

Reynolds Plastic Coated Freezer Paper-1/2 yard

HeatnBond Lite-1/2 yard (if using cotton)

HeatnBond Feather Lite-1/4 yard (if using cotton)

16" by 14" Thin Cotton Batting (I used Warm and Natural)
2 yards of 20-gauge Green Wire (Found in Craft Stores)
¼" Dowel Rod 12" long
Valdani 100% Colorfast Hand-dyed Perle Cotton in size 12 in the following colors H202, V1, 0244, 843, 65, 0154, 73, 0526-see note below
Pointed-tip sharp scissors-my favorite is Fiskars Micro Tip Scissors No. 5
Fine Mechanical Pencil
Chenille Size 24 Needles
Dritz Quilting White Water Soluble Marking Pencil
Quilting Thread and Needle of your choice

Thread kits will be offered for your convenience as there are eight different colors, you are welcome to bring other colors of thread to enhance your fabric or different brands as you wish. **If you wish to purchase a thread kit, it would be \$10** for Valdani Perle Cotton thread. Please let me know if you will need a thread kit. Patterns may be purchased in class, or ahead of time through my website: www.JoyousAppliqueDesigns.com, or at your local quilt shop.

About your teacher: Joy made her first doll-size crazy quilt in junior high school as a way to avoid writing a history paper. Following a secretarial career at NASA and working for the American Meteorological Society she had the opportunity to begin designing applique patterns, teaching classes, and giving lectures to area quilt guilds. Lately she has also written articles for QuiltingHub.com as a Quilting Contessa and submitted patterns and articles to The Quilt Pattern Magazine. She enjoys being able to share her love of applique with others while still having a flexible schedule so that she can enjoy time with her boys.

Workshop B: Free Wheeling **Single Girl with Lee Taylor**

This quilt is so much fun to make!
Imagine making a quilt with no measuring and no rotary cutting and using up all of the fabric that you absolutely love and have held onto forever. Let go and sew!

Why is it called "Free Wheeling Single Girl"?

Free – You are freely cutting out your pieces for the rings with scissors. You use your freezer paper templates to cut out the ring and background shapes. No measuring!

Wheeling – The scrappy fabric pieces you have just cut are sewn together to create rings or wheels. You'll be using some curved piecing techniques used in order to machine piece them.

Single Girl – Each ring will be unique and one of a kind, but once you get started you won't want to stop at just one!



The hardest part for me is picking just one background to go with all of the beautiful rings! Here are a couple of variations.



Skill Level: All, machine sewing class

Supply List: Free-Wheeling Single Girl pattern by Denise Schmidt

Freezer paper

Fabric and paper scissors

3-8 yards of background fabric depending on the size quilt you wish to make

Most importantly—fabric that you want to use up- assorted scraps, charm packs, layer cakes, fat eighths, fat quarters, you name it!

Sewing machine and basic sewing supplies (pins and thread)

Kit Fee: \$15.95 for the pattern (10% discount for guild members) If you cannot find this pattern, please contact the teacher to order one (one pattern per student please, no sharing).

Phone: 804-577-7272 **Email:** lee@sewlovelee.com

Website: www.sewlovelee.com

Teacher will plan to bring 10-20 bolts of fabric which may make good backgrounds and price would vary based on selected fabric and amount.

About your teacher: I love, Love, LOVE Fabric! Owner of Sewlovelee in White Stone, Virginia since October 2014. This unique quilt shop offers a wide variety of absolutely gorgeous fabrics waiting to inspire your next creation! Member of multiple quilt guilds including Peninsula Piecemakers and Peninsula Modern Quilt Guild.

Workshop C: Improv Piecing and Quilting with Mary Menzer



No rules, no rulers. Mary will demonstrate how to piece a mini quilt without using rulers! We will cut and piece a mini with coordinating fabrics. Let the “Rules” go! Quilt your project.

Skill Level: Beginner

Supply List: Basic Sewing Supplies, sewing machine, cutting mat, rotary cutter, back and batting each measuring 18” X 18”, quilting thread, kit purchased from instructor **OR** ½ yard cuts of at least 20 solids and prints that coordinate well and black and white as a neutral.

Kit Fee: \$15.00 will include a variety of solids and prints that co-ordinate to make your mini! If you are not purchasing a kit see fabric requirements listed under supply list.

About your teacher: Mary was a first-place winner at QuiltCon 2015 and first place winner at Mid-Atlantic Quilt Show 2017. She displayed 5 quilts in 2015 at the Peninsula Fine Arts Museum. You can reach her at marymenzerdesigns@gmail.com



Workshop D: Secrets of Color for Quilters: Values & Hues with Meryl Ann Butler



Have you ever been confused by references to value relationships in fabrics?

Or wondered why the colors of your fabrics looked different in the quilt shop than in your finished quilt?

This class is guaranteed to help you to better see and understand values and colors!

- Be inspired by a short trunk show of quilts in specific color harmonies, and learn why their color and value relationships are successful.
- Then, create color charts and value scales with both tempera and fabric: mixing colors and matching colors to fabrics both help train the eye naturally
- Learn why values are actually more important than color!

Skill level: All (projects are adjustable to skill level)

Supply List:

ALL ITEMS BELOW ARE OPTIONAL:

You may want to consider **casual clothes** or cover-up suitable for painting and gluing..

Scissors for paper and for fabric will be provided, but you may prefer to bring your own.

Markers for fabric will be provided, but you may prefer to bring your favorite Micron marker, fine Sharpie or chalk marker.

Students are invited to bring **projects** – finished, unfinished or planned – for color advice.

Your project sheets and class handouts will fit in plastic sleeves in a **three-ring binder** for future Reference

Kit Fee: \$12 kit fee (Payable to instructor in class) covers handouts, paints, fabrics, templates, and use of glue sticks, scissors, brushes, palettes and other tools.

About your teacher: Meryl Ann Butler is the author of the bestseller, *90-Minute Quilts: 15+ Projects You Can Stitch in an Afternoon* (2006, Krause) and the follow up, *MORE 90-Minute Quilts: 20+ Quick and Easy Projects With Triangles and Squares* (April, 2011, Krause) as well as hundreds of quilt articles. She has taught color and textiles courses at the university level. Meryl Ann is a 5-time Fairfield-Bernina Fashion Show designer and currently operates Ocean View Arts in Norfolk where she teaches classes in drawing, painting, quilting arts, and color theory and application.

Note: students will create four color/value charts in this class. The skill level of each project is adjustable for each student, based on her previous experience. Students who have created color wheels and/or value charts in other classes (either Meryl Ann's classes or another teacher's) are invited to bring them in, and will have the opportunity to create a more advanced versions of both the color wheels and value charts if that is more appropriate for their level of experience

Questions for the instructor? Email: merylannb@mac.com

Some of Meryl Ann's pieces include:



Workshop E: Come Quilt With Me

Bring your own project to work on as you sit and quilt with other members and experience wonderful fellowship.



VCQ will be scheduling meetings all over the state. If your guild would like to sponsor a meeting contact one of the Board members. If you know of a quilting teacher we would be interested in, please contact Elizabeth Gibson, Programs Chair/Teachers at kunamola@aol.com or 703-481-6879

VCQ WORKSHOP REGISTRATION FORM

Registration form deadline: **Friday, July 21, 2017. Registrations will close after this date without exception. Any registrations postmarked after July 21, 2017 will not be accepted and will be returned. Any workshop cancellations prior to the deadline are eligible for a refund.** Please fill out completely and please **PRINT**.

Name _____ Member _____ Non-Member _____

Address _____

City State Zip

Phone _____ Email _____

Choice of Workshop (includes lunch). Circle letters and indicate choice on line below. In the event your workshop choice is full and you are placed in CQWM, do you want the \$5.00 refund or donate it to VCQ?

(please check your preference) _____ Refund _____ VCQ

PLEASE NOTE: Due to size restrictions of the classrooms, at this venue, all classes are capped at 10 registrants.

Workshop A: Pretty Leaves, Punkin' with Joy Duke

Workshop B: Free Wheeling Single Girl with Lee Taylor

Workshop C: Improv Piecing and Quilting with Mary Menzer

Workshop D: Secrets of Color for Quilters: Values & Hues with Meryl Ann Butler

Workshop E: Come Quilt with Me (CQWM)

1st choice _____ 2nd choice _____ 3rd choice _____

Cost	
Member, Workshop	\$40
Member, Community Service/Come Quilt with Me	\$35
Non-member, Workshop	\$55
Non-member, Community Service/Come Quilt with Me	\$45
Host Guild Non VCQ committee member	\$15** lunch only

**A host guild non-VCQ committee member may register as a guest only for \$15 to include lunch and the business meeting. A non-VCQ visitor may attend any business meeting only and both must pre-register in order to have an accurate count for lunch.

Amount enclosed: \$_____ Pattern or supply fee, if any, is paid to teacher at time of class.

Will you be purchasing a kit from your teacher? Yes No Please try to bring exact change.

Are you willing to be a class helper? Yes No

Are you bringing a sewing machine to Come Quilt with Me? Yes No

Were you referred or invited by a VCQ member? Yes No

If so, please write in their name _____.

Special lunch requirements:

Vegetarian _____ Gluten-free _____ Allergic to _____

Send workshop registration form and your check **payable to VCQ** to

Sally Ann Hurst, 4331 Rolling Hill Road, Red House, VA 23963

Questions? Contact Sally Ann Hurst @ 434-248-6212 VA or 6SallyHurst7@gmail.com

TREASURER'S REPORT AS OF May 19, 2017

Money Market: \$15,277.21
Checking Account: \$7,586.69



Rose Hall

Your guide to time saving pre-cut kits.

<http://www.customquiltkits.com>

rose@customquiltkits.com

15% off for VCQ members. Just mention your membership in the email!

PG Fiber2Art

Susan Price and Elizabeth Gibson
Original Design Thermofax Screens
Custom Screens from your designs

Etsy Shop: <http://www.etsy.com/shop/PGFiber2Art>

Email: PGFiber2Art@gmail.com

Original design thermofax screens for use on fabric, paper,
or other surface design. Use with screen printing inks or
textile paints.



Gumbo Design Studios

Patterns, Lectures, Workshops

Deborah Schupp

Textile Artist, Quilt Designer & Teacher

540-604-0988

17163 Tally Ho Trail ~ Brandy Station, Virginia 22714

debschupp@gumbodesignstudios.com ~ www.GumboDesignStudios.com

Meryl Ann Butler's

OCEAN VIEW ARTS

Art, Quilting &
Fiber Art Classes

Instruction in color, values, drawing and painting can help you add that extra touch of realism to your pictorial quilts.

All classes suitable for untrained beginners or advanced students.

Day & evening courses


Spring 2017 VCQ discount
\$85 off (mention this ad)

Small classes in a bay front
loft at 209 W. Ocean View
Ave, Norfolk



Award-winning quilt, "No Place Like Om"
by Meryl Ann Butler

www.OceanViewArts.com 757 961-0808



Meryl Ann Butler is the author
of 90-Minute Quilts, and MORE
90-Minute Quilts.

Semi-private and
private Quilting Arts
classes include:
90-Minute Quilts
Color for Quilters
Textile Collage

MerylAnnB@mac.com

MEMBERSHIP

Don't forget to send in your renewals for 2017.

****Celebration is next year! Must be a member to register in August and be a member in 2018 ******

See above for Application or you can find it on
www.VCQ.org

**Please check your email blast or
your newsletter mailing label to
make sure this is not your last
newsletter.**

**Don't forget to check for announcements
and future updates on your VCQ website
at www.vcq.org**

Virginia Consortium of Quilters
1309 Maplewood Ave
Norfolk, VA 23502

DATED MATERIAL