

# Virginia Consortium of Quilters



## Newsletter

January 2008

### Officers:

#### *President:*

**Marty Moon**  
540-825-4740  
etwmwm@aol.com

#### *Previous-Pres.*

**Joan McGowen**  
703-323-6048  
joquilter@aol.com

#### *Vice-Pres.*

**Kitty Bull**  
804-748-8504  
krabul@comcast.net

#### *Secretary*

**Susan Josenhans**  
804-501-0002  
susafred@comcast.net

#### *Treasurer*

**Elaine Myers**  
540-626-6767  
quirkyquilter@pemtel.net

#### *Membership*

**Dianne Reasons**  
540-942-5948  
dreasons@ntelos.net

#### *Historian*

**Elaine Murphy**  
540-846-3201  
temurphy21@aol.com

### Board Members:

#### *Newsletter*

**Cheryl Dale-Hodges**  
804-458-6223  
meryhart@yahoo.com

#### *Print Publicity:*

**Michaele Walsh**  
804-756-7953  
kwiltnannie@yahoo.com

#### *Facilities Co-Ord.*

**Karin McElvein**  
757-481-5546  
karin@jrps.com

#### *Programs*

**Cathy Tyler**  
804-272-8235  
cathy.tyler@juno.com

#### *Celebration:*

**Debi Harding**  
757-615-7758  
debi.harding@wachovia.com

#### *Web Mistress:*

**Elizabeth Berger**  
bergofburg@gmail.com

### Board Meeting

Time: 5:30PM

### Location:

TBD

### *A Message from the President*

Dear VCQ Members and Friends,

Were you there on Nov. 10 for the VCQ Annual Mtg? If so, you know how wonderful the facility that Debi Harding and company arranged for us. I don't know when we have had such a spacious light meeting place.

And, the shops were wonderfully close by and so gracious as some of us visited both on Friday evening and on Saturday. All-in-all a fantastic time together as friends and quilters.

All of us are in for a treat as we prepare for the March meeting and look forward to Celebration. Hopefully, you will get your first choices of classes at Celebration, your apron will be finished, your blocks for the Block Bingo are done and all you need to do is pack your bags and show up for a great quilting adventure.

Your board has met for the annual retreat to plan for this year and on into the future. Please do not hesitate to speak up and let one or more board members know if there is something on your mind regarding VCQ. All of us are happy to hear from you—suggestions, questions, comments, criticisms. We are all committed to the organization and want to see it get bigger and better as we go forward. Let us know your ideas.

And, although I have not seen all of the Round Robin Challenge pieces that have been moving from person to person since last May, those I have had the privilege of working on have been wonderful. You are in for a treat when they are displayed at Celebration!

Remember that everyone in attendance at Celebration will have the opportunity to vote for their favorite.

Stay warm and get lots of quilting finished.

*Keep Stitching.*

*Marty*

## Area Representatives:

### *Northern Virginia*

**Joan MGowan**  
703-323-6048  
joquilter@aol.com

### *Tidewater-Peninsula*

**Debbie Long**  
757-898-8565  
gabbylong@widomaker.com

### *Tidewater -Southside*

**Debi Harding**  
757-479-3297  
debi.harding@wachovia.com

### *Richmond*

**Augusta Cole**  
804-740-4227  
augustacole@yahoo.com

### *Charlottesville.*

**Charlotte Veregge**  
540-672-0719  
kwltnanny@aol.com

### *Harrisonburg.*

**Norma Harris**  
540-942-1696  
samandnorma@ntelos.net

### *Southwest*

**Patti Marshall**  
276-638-3189  
pattyannthequilter@yahoo.com

## **\$5.00 Off Blank Fabric**

If you send your mailing address to The General Store (at Smith Mt. Lake), they will send it to Blank Fabrics. They in turn will send you a \$5.00 coupon good on the purchase of \$25.00 of Blank Fabric. Send your address to: [rita@generalstoresml.com](mailto:rita@generalstoresml.com). Their website is: <http://www.generalstoresml.com/>

## **Newsletter Deadlines Thru November 2009**

The following are the deadlines for submissions to the newsletter. Material can be sent electronically (preferred) to [meryhart@yahoo.com](mailto:meryhart@yahoo.com) OR mailed to: Cheryl Dale-Hodges, PO Box 353, Prince George, VA 23875

6/8/08	Culpeper
9/11/08	Martinsville
1/14/09	Williamsburg
3/12/09	Blackstone
6/9/09	Monterey (Highland County)
9/12/09	TBD

---

## **Proposed Sites for Future VCQ Meetings**

Aug 08	Culpeper
Nov 08	Martinsville
Mar 09	Williamsburg
May 09	Blackstone
Aug 09	Monterey (Highland County)
Nov 09	TBD

---

---

## **ADVERTISING**

Please Patronize Our Advertisers

### **Advertising Rates for Newsletter & Roster**

	<i>Newsletter</i>	<i>Roster</i>
Business Card	\$10.00	\$10.00
¼ Page	15.00	15.00
½ Page	30.00	20.00
Full Page	50.00	40.00

Classified Ad (50 word max – Newsletter only)  
\$5.00 – available ONLY to VCQ Members

The Virginia Quilt Museum is looking for volunteers to help sell raffle tickets at the Mid-Atlantic Quilt Festival. Call: 540-433-3818 or Email: [director@vaquiltmuseum.org](mailto:director@vaquiltmuseum.org)

## Quilt Tip of the Month

Buy a set of bed risers. (They're really cheap at Linen & Things, especially with a coupon!) When you go to a workshop or a bee meeting where they use banquet tables, put the bed risers under the table legs and it will raise it up to just the right cutting height. No more hurt backs after a lot of cutting!

Submitted by: Lois Bates  
Yorktown, VA

*Lois won a beautiful decorative tape measure..*

*If you would like a chance to win, send your Quilt Tip to Cheryl Dale-Hodges, PO Box 353, Prince George, VA 23875 OR [meryhart@yahoo.com](mailto:meryhart@yahoo.com) ("Quilt Tip" in subject line)*

**Deadline for entry is  
8 June 2008**

## And The Preemie Quilts Multiplied Like Rabbits...

Holy Mackerel! More quilts have arrived by mail and there were 2 full boxes delivered at the November meeting.

This is absolutely fabulous. We have donations from members, from guilds, and from nonmembers who just want to help. Aren't quilters the most loving, giving folks you know on God's green earth?

If you are still busy and want to contribute, you have until the last day of Celebration to get them in. On that day there will be TWO prizes awarded: one to the person who made the most and another to the name pulled out of the bag. EVERYONE who donates at least 1 quilt will have a chance in the 2<sup>nd</sup> drawing.

In addition, the next newsletter will carry a list of everyone who contributed so we can all be sure to thank you for your kindness and love.

You can bring your donations to the Colonial Heights meeting or Celebration or mail them to Cheryl Dale-Hodges; PO Box 353; Prince George, VA 23875.

---

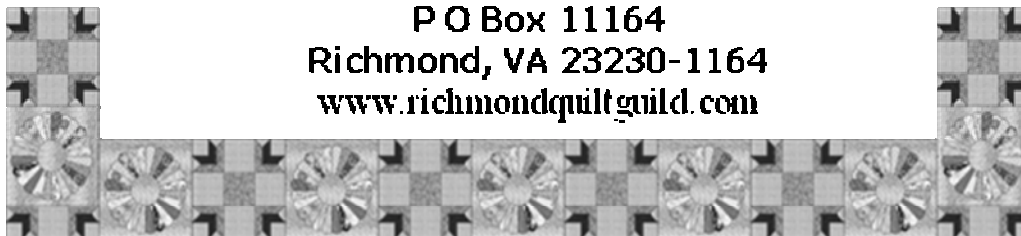
# RICHMOND QUILTERS' GUILD QUILT SHOW 2008

**OCTOBER 24 - 26**

**CULTURAL CENTER OF INDIA  
6641 Ironbridge Parkway, Chester, Va. 23831-7709**

**To enter a quilt for judging or viewer's choice  
send a SASE to:**

RQG  
P O Box 11164  
Richmond, VA 23230-1164  
[www.richmondquiltguild.com](http://www.richmondquiltguild.com)





- September 1 - 30, 2008
- Hands-on Workshops
- Lectures
- Gallery Walks
- "Quilters" a musical drama
- Historic Quilt Exhibits
- Contemporary Quilts Exhibits
- Traditional Quilt Exhibits

# Fall Quilt Festival in the Valley

[www.staunton.va.us/visitor](http://www.staunton.va.us/visitor)  
[www.waynesboro.va.us/](http://www.waynesboro.va.us/)

Paid for in part by Target, Rachel's Quilt Patch, Staunton Downtown Development Assoc., Waynesboro Downtown Development Inc., Artisan Center of Virginia, Beverly Street Studio School, City of Waynesboro, Greater Augusta Regional Tourism, The Frame Gallery, Virginia Quilt Museum, Frontier Culture Museum of Virginia, Woodrow Wilson Presidential Library, Waynesboro Heritage Foundation, Lynn & Scott Conyers, SAQA, MBC, Gallery 234, Quilters: The Musical, Staunton Augusta Art Center, City of Staunton

## Paid Advertisement

### Upcoming Events Year 2008



#### Mar 24, 2007 – Aug 3, 2008

*Identity by Design: Tradition, Change, and Celebration in Native Women's Dresses*, National Museum of the American Indian, WASHDC. Phone: 202-633-1000  
<http://www.nmai.si.edu/index.cfm>

#### Dec 1, 2007 – May 15, 2008

*Fashionably Dressed at Centre Hill Mansion: Attire from the 1820s to the Early 1900s*, Centre Hill Museum, 1 Centre Hill Ave., Petersburg, VA 23803. For info call: 804-733-2427. Open 10AM – 5PM, 7 days a week. Free parking.  
<http://www.petersburg-va.org/tourism/cntrhill.htm>

#### Feb 21-24, 2008

*Mid-Atlantic Quilt Festival*, Hampton Roads Convention Ctr., Hampton, VA. Free parking.  
<http://www.quiltfest.com/>

#### Sep. 5-7, 2008

*Quilts: Past, Present, & Future*, Staunton and Waynesboro, VA. A celebration of quilts, from traditional to contemporary, through exhibits, workshops and a 2-day conference. For info contact: Daisy Schrock (540-946-8351), Guild Liaison; Martha Bruin Degen (540-886-8651), Coordinator; or Beth Young (540-885-1481), QPPF Conference.

#### Sep. 22 & 23, 2008

*Quilts on the Line*. Judged show. Cash prizes. Vendors, food, classes, lectures. Furnace Town Living Heritage Museum, Snow Hill, MD. For more info: [www.chincoteaguesort.com/quiltsontheline/quiltshow2007.htm](http://www.chincoteaguesort.com/quiltsontheline/quiltshow2007.htm)

## Quilt Lovers Celebration 2008

April 24-27, 2008

The New Year is here and that means that **Celebration 2008** preparations have kicked into high gear. We are looking forward to seeing you April 24-27, 2008 at the 4-H Retreat Center at Smith Mountain Lake where we all had such a great time in 2004 and 2006. The Committee has been working very hard to bring you *A Quilt Lovers Celebration!*

Postcards were mailed to everyone registered on January 15, 2008. If you did not receive your card call Karin McElvein. They list your class registration class number with your balance due by March 1, 2008. We also listed when your current membership expires. Make sure to pay your dues for 2008 ASAP or you will be charged the non member fee (an additional \$25). We do have quite a large waiting list and have already taken some people from that list. If your schedule has changed and you **will not** be attending, please notify Karin@jrps.com (757) 481-5546, so that she may notify the next person from the waiting list. Because we have a waiting list with deposits you may not sell your spot. If we can fill your spot with a person from the waiting list, we have best intentions to refund your \$50 deposit.

Unfortunately, we had to cancel Judith Baker Montano. Updated information on full and cancelled classes is available on the VCQ website at [www.vcq.org](http://www.vcq.org). If you have misplaced your brochure, a complete copy is on the website, along with the list of full, cancelled and open classes.

Because this is the last newsletter before Celebration, the committee has some deadlines and reminders for all participants.

- Check in will start Thursday at 3pm
  - After dinner, we will start the evening with buck night (\$1.00 admission), PAST Celebration Projects and meet and greet the teachers.
  - When you check in, please let us know how many past celebration items you will be showing.
  - The teachers will visit with you at tables showing their samples and sale items.
  - The vendors will be open. Our vendors will be The General Store from Moneta, Quilters Corner from Midlothian and Textile Treasures from Alexandria.
  - You may bring your silent auction items to check in. We will accept most quilt-related items. Please keep in mind this is not a time to just clean out your sewing rooms.
  - Please bring plenty of \$\$\$ (small bills) for teacher classroom kit fees and shopping with the vendors.
  - Don't forget your block lotto completed kits. If you would like to order another kit, please email or call Charlotte Ferrara at [maxboy@cox.net](mailto:maxboy@cox.net) (757) 495-4862. Deadline to order kits will be February 22<sup>nd</sup>. **DO NOT** include the block lotto fee with your final registration payments. They will be able to deliver to you at the March VCQ meeting or mail.
  - Please be working on your "Quilt Lovers Apron". During registration you will receive a number to attach to your apron, while wearing.
  - Saturday night entry fee to the auditorium will be a fat quarter.
- Premiee Quilt Charity Project wrap up will be during celebration. Quilts made will be collected during the weekend.
- It was suggested that a flashlight would be a good item to add to the checklist of items to bring in your celebration booklet.
  - The directions are in the booklet also.
  - Phone number at Smith Mountain Lake to give your family members: (540) 721-2759 ext. 137
  - At the March VCQ meeting we will have a list of roommates registrants chose so far. Please review the list and pair up with friends. 3 per room Also, some of you chose roommates who did not register, therefore; we have deleted those. If you will not be attending the March meeting, you may email Karin@jrps.com with your roommates.
  - Please remember we need your dietary restrictions please. We will make every effort to accommodate attendees, but cannot guarantee.

**Will there be a Celebration 2010??** We're looking for several members to become the committee for Celebration 2010. Feel free to talk with any of the 2008 committee members if you want to know what's involved. There will be lots of documentation, both hard copies and electronic, to pass on to the next group. Let any of the VCQ Board members or Debi Harding, the current chair, know if you are interested so we can get things rolling for 2010.

# MARCH MEETING TO BE HELD IN COLONIAL HEIGHTS MARCH 8, 2008

Welcome to Colonial Heights. We're so happy to have you visit and hope you will perhaps come early and visit the local shops, museums, and sights. We are just a few miles from 2 major War Between the State sights – **The Crater** and **Pamplin Park**. The **Siege Museum** and **Centre Hill Mansion** (see *Upcoming Events*) are just across the Appomattox in Petersburg. And only a hop-skip-and jump from our motel is **Needle~N~Thread Quilt Shop** which will be open late for you on Friday night. Not far away is Ft. Lee with the **US Army Women's Museum** and The **Quartermaster Museum** (which houses a small collection of WWII sewing memorabilia).

## HOTEL ACCOMMODATIONS

This has been more of a challenge than we thought. Once again, lots of hotels in the area were booked up a year in advance for a regional soccer completion. We have a block of rooms reserved at the Quality Inn, 4911 Oaklawn Blvd., Hopewell, VA. The cost is \$89+ tax per room (single or double). Breakfast is included. They can only hold the rooms until **February 22, 2008**, so please call soon to make reservations. Be sure to mention Virginia Consortium of Quilters. Phone: 804-458-1500.

For supper on Friday, there are several close restaurants to include Ruby Tuesday, Denney's, & Rosa's Italian Restaurant (best onion rings in town!). Southpark Shopping Center is only 3 miles east off of Temple Ave. There you'll find Applebee's, another Ruby Tuesday, Stagebrush Steak House, Chinaman's Buffet, and others.

## DIRECTIONS TO THE QUALITY INN – FORT LEE

### **FROM Richmond, Upper Tidewater, & points North**

I-295 South  
Take Exit 9A (VA-36 E) – Hopewell  
Merge onto Oaklawn Blvd. (VA-36 E)  
At the FIRST light, turn LEFT onto Colonial Corner Drive (There's a WAWA here.)  
Turn LEFT onto Woodlawn St. (VA-36 W)  
Go 0.2 miles. The Quality Inn is on your right.

### **FROM Lower Tidewater & points West**

Rt 460 to I-295 North  
Take Exit 9A (VA-36 E) – Hopewell  
Merge onto Oaklawn Blvd. (VA-36 E)  
At the FIRST light, turn LEFT onto Colonial Corner Drive (There's a WAWA here.)  
Turn LEFT onto Woodlawn St. (VA-36 W)  
Go 0.2 miles. The Quality Inn is on your right.

## **FROM Emporia & points South**

I-295 North

Take Exit 9A (VA-36 E) – Hopewell

Merge onto Oaklawn Blvd. (VA-36 E)

At the FIRST light, turn LEFT onto Colonial Corner Drive (There's a WAWA here.)

Turn LEFT onto Woodlawn St. (VA-36 W)

Go 0.2 miles. The Quality Inn is on your right.

### **March 8, 2008 MEETING LOCATION**

Ivey Memorial United Methodist Church, 17120 Jefferson Davis Highway, Colonial Heights, VA

<http://www.iveymemorial.org/>

### **Directions from Hotel to Church**

Turn RIGHT onto Woodlawn Street (VA-36 W)

Go UNDER the interstate.

Past the 3<sup>rd</sup> light, bear RIGHT onto Temple Avenue.

Go past Southpark Mall.

Turn RIGHT onto Conduit Ave. Go 0.5 miles.

At the 2<sup>nd</sup> light, turn LEFT onto E. Eilerslie Avenue. Go 1.2 miles.

Turn RIGHT onto The Boulevard (US-301 N & US-1 N)

Go across Swift Creek.

At the top of the hill, turn left at the light.

The church is IMMEDIATELY on the corner. You'll turn RIGHT into the parking lot.

### **Directions to Needle~N~Thread Quilt Shop – open Friday Nite 'til 8:00**

I-295

Take Exit 9A (VA-36 E) – Hopewell

Merge onto Oaklawn Blvd. (VA-36 E)

Go through 3 stoplights.

You will see a Little Caesar's Pizza on the right.

3 buildings down is Needle~N~Thread Quilt Shop (there is an Auto Zone across the street on the left)

## **March 8, 2008 Meeting Schedule**

### **Saturday:**

8:00-9:00 am	Registration, coffee
9:00 – Noon	Morning class period
12:00-1:00 pm	Lunch
1:00-1:30 pm	Business meeting
1:30-3:30 pm	Afternoon class period
3:30-4:30 pm	Show and Tell

### **Vendors**

The church where we are meeting does not permit vendors.

## Workshops/Classes

### **Class A: VCQ Sock Kitty with Kitty Bull**

Skill level: All

Hand class.

Kit: VCQ socks available for \$4 a pair, or bring your own

This is an adaptation of the classic sock monkey. I have adjusted the pattern to be used with the “VCQ” socks that we purchased for our 20<sup>th</sup> year celebration. The class will learn very basic techniques for making a stuffed animal from women’s ankle socks and will have the opportunity to create a one of a kind “VCQ” pet.



#### **Supplies:**

VCQ socks

Paper and fabric scissors

Sewing needles and hand sewing “long” thin needles for sculpting

Tracing Pencil and paper or copy paper to draw pattern

Unsharpened pencil with eraser or chopstick or purple thang

Buttons or doll eyes in any color if desired

Pima pens, fine point permanent markers or fabric paint for the

facial features

Stuffing (I suggest Airtex)

Thread to match sock color

Accessories to “dress” your pet: ribbon, little hat, etc.

Sewing machine if you don’t wish to sew sock seams by hand

**About Kitty:** “I have been sewing since I was 9 years old and learned to make “things” from my mother and grandmother, both quilters. I received my BS degree from East Carolina University in recreation therapy. Nothing gives me more pleasure than creating a project from material that someone else has discarded or sees as useless or broken. I like to take things apart and put them back together better than they were.”

Contact Kitty at (804) 748-8504 or [krabul@comcast.net](mailto:krabul@comcast.net)

### **Class B: Pinwheels Spinning with Augusta Cole**

Skill Level: All

Machine class.

This is such a fun pattern from the book More Nickel Quilts by Pat Speth. You will be using 5” squares to make the picket-fence unit which creates the pinwheels. We all know that variety is the spice of life so cut a variety of scraps. We can do an exchange also. I suggest that you make the top and then think about borders and backing. I will also show and talk about the Sunny Lanes from the More Nickel Quilts book, which is one of my favorites and uses the 5” squares as well.

#### **Supplies:**



Sewing Machine in good working order with all the necessary “stuff” including extension cord, power strip if you have one, and please don’t forget your foot pedal for the machine!

Rotary mat, cutter and rulers  
Iron and pressing surface

<b>Fabrics:</b>	<b>Lap</b>	<b>Twin</b>	<b>Queen</b>
5" dark squares	64	220	360
5" light squares	61	220	360
<b>Quilt Sizes and Blocks:</b>			
Quilt size	51" x 51"	75" x 99"	107" x 107"
Block A	13	44	72
Block B	12	44	72
Block set	5 x 5	8 x 11	12 x 12

**Augusta Cole:** "I began my quilting career in North Carolina 27 years ago. I was a member of the Pamlico River Quilters Guild and in 1982 I was asked to be on the board of directors for the North Carolina Quilt Symposium. In 1984, I moved to Richmond and became active in the local quilting groups, eventually serving as President of the Virginia Consortium of Quilters. Currently, I teach basic beginner classes, teach advanced workshops, many of them being snappy, scrappy classes. I give lectures that include my collection of quilts and my love for the art of quilting. In February, 2003, 2004, 2005 and 2006 I was invited to teach at the Mid-Atlantic Quilt Festival in Williamsburg, Va."




Contact Augusta at (804) 440-4227 or at [augustacole@yahoo.com](mailto:augustacole@yahoo.com)

### **Class C: Party on the Block with Karen DuMont**

Skill Level: All levels, rotary cutting experience required

Machine class

Kit: Party on the Block pattern by KariePatch Designs, cost \$8.00. Pattern will be available day of class or send an \$8.00 check: Karen DuMont, 5620 St. James Ct, Richmond, VA 23225 Any question please call Karen at 804.233.7750



Join the party and watch this one fast and easy block shape itself into a very detailed and interesting quilt. Select two to three colors of fabric, batiks, scraps, darks and lights or any of those fat quarter bundles that have been sitting on your shelves looking for a home. In addition to borders you will be sewing with just 2 1/2" strips which makes cutting go fast and easy. By the time you are ready to head for home on you can have a finished quilt ready to be put into batt and quilted.

While making this festive quilt we can share with everyone our favorite party themes, foods and favors. Time to throw our troubles and sorrows out the window

and brighten up our day!

**Supplies:**

Sewing machine in good working order  
Cutting matt, rotary cutter with sharp blade  
A square ruler that measures a minimum of 10 ½".  
A 6"x 24" ruler or rectangular ruler of your choice.  
Fabrics of your choice  
Basic sewing supplies  
Fun and festive attitude

**Karen DuMont:** Karen is a dough artist and gardener as well as an enthusiastic quilter. She's been quilting since 1998 and has a line of patterns on the market, KariePatch Designs. The majority of Karen's designs are machine appliqué using a buttonhole stitch. She is known for using lots of bright colors in her designs. She teaches at Quilters Corner in Richmond as well as giving trunk shows and workshops to quilt guilds. Look for Karen's designs in QUILT magazine starting in the spring issue of 2008. Contact Karen at: (804) 233-7750 or at [kmdumont@comcast.net](mailto:kmdumont@comcast.net)

**Class D: Needle Felted Collage with Susan Scheer**

Skill level: Beginner

Hand class

Kit: \$20.00 - will have everything you need for the collage and a felting needle.

Susan is back by popular demand! She says, "This small piece will be our canvas for exploring the feltability of other fibers as well as wool. Come ready to experiment." (This is a different class from what she taught in Lynchburg in August.)

**Supplies:**

A piece of dense foam on which to work or a needle felting brush by Clover

**Susan Scheer** is an enthusiastic needle arts teacher from the Midwest where she received a B.S. degree in Vocational Home Economics from NWMSU. She has taught smocking, heirloom sewing, silk ribbon embroidery and needle tatting for the past 20 some years. Quilting techniques were added to her class list 10 years ago when she and her husband moved to Tennessee. This past year they moved to the Richmond, VA area. Susan can be found waiting on customers and teaching classes at Quilting Adventures. Contact Susan at [scheer.susan@gmail.com](mailto:scheer.susan@gmail.com) or (804) 819-9502

**Class E: There's Ink on Your Quilt with Sue Troyan**

Skill level: All levels

Hand class

Kit: \$5 – will have patterns, fabric, and other items needed for class

There's more than one way to use an ink pen and this class will introduce you to the versatility of the permanent ink pen. We will explore the many ways ink can enhance your quilt, including embellishing your appliqué, making labels, using stamps, "silhouette

shadows”, and writing after the manner of those talented Victorian ladies. You’ll enjoy experimenting with this unique tool and learning new skills.

**Supplies:**

One or two fine point black or brown permanent ink pens (Pigma or Pilot are my favorites)

Pens in additional colors (optional)

Paper and pencil

Small sharp paper cutting scissors

**Susan Troyan**, a Virginia Beach resident and VCQ member, is active in the Tidewater Quilters Guild and teaches in her local quilt stores. Contact Susan at (757) 471-1776.

**Class F: Come Quilt with Me**

Sit and Stitch your own thing.

---

---

## NOTES FROM *cathy*

*Cancellations must be made by **February 16, 2008** to get a refund.*

Your registration form and check to VCQ must be postmarked by **February 16, 2008**.

**There is an additional fee of \$10.00 for forms sent after the postmarked date.**

Please fill out your registration form completely and don’t forget to pick THREE classes. Get your registration form in as soon as you get your newsletter, especially if you want your FIRST choice.

Enclose a return address label with your form.

Wear your nametag so we can put names and faces together.

Bring your postcard – it is your lunch ticket.

Any cancellations must be made by **February 16, 2008** to get a refund.

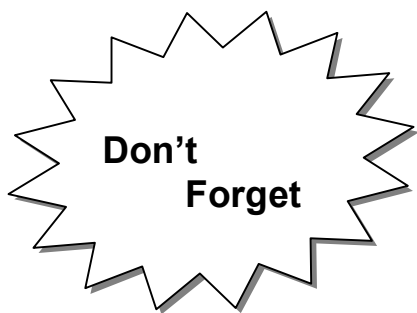
We will be scheduling meetings all over the state so if you know of any good teachers or vendors, let me know.

---

---



## 2008 Membership Dues



Dues are currently \$20.00 per year. You can pay in advance up to five years if you desire. Remember, if you pay in advance and dues are increased, you will not have to pay any additional fees.

### **Important Information About Your**

**Membership:** In the past, some dues payments were received without a membership form. This makes it

very difficult to update your records, particularly when volunteers change. *Please, please* send in your dues with your membership form!! *Also, please include a stamped, self-addressed envelope with your dues payment so that your membership card can be returned to you.* For those memberships received without SASEs, your cards will be held for your pick-up at the next meeting. Please allow 3-4 weeks for processing your application.

---

---

### Virginia Consortium of Quilters Application For Membership

Name: \_\_\_\_\_ Phone: (    ) \_\_\_\_\_

Address: \_\_\_\_\_

City: \_\_\_\_\_ State: \_\_\_\_\_ Zip: \_\_\_\_\_ - \_\_\_\_\_

Email address: \_\_\_\_\_

Your membership can be paid for multiple years (up to 5 years) with this form. This date will be on your membership card and the mailing label of each newsletter. If dues increase during this period, yours will not.

(    ) New Member    (    ) Renewal    Amt: \$ \_\_\_\_\_ (make check payable to "VCQ")

(    ) I am a member of a local quilt guild/group ( \_\_\_\_\_ )

(    ) I teach and/or lecture about quilting.

(    ) I may be willing to drive others from my area to VCQ meetings.

**Renewal Members Only: Please enclose with your payment and application a self-addressed stamped envelope (SASE) for your membership card.**

**Mail to:**                      **Dianne Reasons, Membership Chairperson**  
   **310 Isle Avenue**  
   **Waynesboro, VA 22980-3722**

For Membership Only: Date Rec'd: \_\_\_\_\_ Amt: \_\_\_\_\_ Ck. No. \_\_\_\_\_ Exp. Year: \_\_\_\_\_  
MC Date: \_\_\_\_\_ Name Tag: \_\_\_\_\_ MList: \_\_\_\_\_

Rev. 5.18.2007

## VCQ CLASS REGISTRATION FORM

Registration form deadline: Must be postmarked by **Saturday, February 16, 2008**, or a \$10 late fee applies.

Please fill out completely and please **PRINT**.

Name \_\_\_\_\_  
\_\_\_\_\_

Member \_\_\_\_\_ NonMember \_\_\_\_\_  
\_\_\_\_\_

Address \_\_\_\_\_  
\_\_\_\_\_  
\_\_\_\_\_  
\_\_\_\_\_

Phone \_\_\_\_\_ Email \_\_\_\_\_  
\_\_\_\_\_

Choice of Workshop (includes lunch). Circle letters and indicate choice on line.

**Class A: VCQ Sock Kitty with Kitty Bull**

**Class B: Pinwheels Spinning with Augusta Cole**

**Class C: Party on the Block with Karen DuMont**

**Class D: Needle Felted Collage with Susan Scheer**

**Class E: There's Ink on Your Quilt with Sue Troyan**

**Class F: Come Quilt with Me**

1st choice \_\_\_\_\_ 2nd choice \_\_\_\_\_ 3rd choice \_\_\_\_\_

\$25.00 for members, \$40.00 for nonmembers

Come Quilt with Me: \$20.00 members, \$30.00 nonmembers

\$10 late fee if postmarked after February 16, 2008. Amount enclosed: \$ \_\_\_\_\_

Are you willing to be a class helper? Yes No