

VIRGINIA CONSORTIUM OF QUILTERS

January 2018 Volume 36 Issue 1

A MESSAGE FROM THE PRESIDENT –

Heather Zavagnin

I want to wish you all a Happy New Year. I hope you all had a wonderful Christmas with Family and Friends and ate and quilted till you were about to burst.

The VCQ Board members will be having their annual retreat the weekend of January 20th where we will be discussing our budget, locations for quarterly meetings for 2019, and how we can improve in the upcoming years. If there are any issues/questions you would like us to address, please let me know at President@VCQ.org and we will discuss them at the meeting. If you also have any thoughts on areas where you would like a quarterly meeting, please let us know. We have facilities that we have used in the past but with construction the way it has been, there might be newer and bigger places for us to also utilize. We will also be choosing a new Charity Project to start in 2019 so if you have any ideas or suggestions on what we could do please email me your suggestions.

In the upcoming year we have some wonderful locations for our quarterly meetings (only 3 this year) and Celebration 2018 at Smith Mountain Lake at the end of April.

I hope everyone stays warm and we will see you at the March meeting or at Celebration 2018.

Heather Zavagnin, President

Charity Update:

I delivered 10 quilts to Quilter's Dream Batting who made a thank you call. I also delivered 59 bassinet covers and I had a lovely thank you not from them. If anyone has more quilts or covers, I will collect them at the next meeting.

Karin McElvein

Celebration 2018 News

Happy New Year to all who have signed up or plan to sign up for Celebration 2018. The deadline for registration and for final payment is March 1, 2018. To pay the member rate, you must have paid your 2018 membership dues. We still have spaces available and most classes have openings. Only classes 105 and 201 are full. The Rami Kim classes have been cancelled and the students have been reassigned to their next choice in classes. Class assignments and bills have been sent out by email or regular mail. If you didn't hear from Karin McElvein please get in touch with her to find out this information.

Now is the time to check off that resolution to simplify and organize your quilting and sewing supplies. We are still in need of orphan blocks of any size and 10" squares of batting for one of our activities. Additionally, items are needed for the silent auction, peddler's table and for the raffle. We would love to have working sewing machines, fabric, kits etc. that you are willing to part with. These items go a long way towards making Celebration the wonderful event that it is. You can bring them to the March Meeting or to Celebration.

Remember to bring your completed Block Lotto Squares to the March meeting.

The next meeting of the Celebration 2018 Committee is February 10 at 10:30 at my home - 3610 Seminary Ave, Richmond VA 23227.

Susan Beard

Vendors at VCQ Celebration 2018

We are quite pleased to have a lovely set of vendors signed up for Celebration 2018.

- Lee Long from “A Sharper Edge” will return on Friday only to sharpen scissors. He will also bring his tools to sharpen knives. I was very pleased with how crisply sharp my scissors were after Lee sharpened them at last Celebration, and how long they retained their crisp cutting edge. Sharpening scissors costs \$10 for high quality shears, and \$8 for cheaper shears. Sharpening a knife generally costs \$3 to \$5.
- Lee Taylor from “Sewlovelee” in White Stone will bring all things quilty! We are delighted to welcome her to Celebration. Lee has a long history of sewing and enthusiastically encouraging quilters with their projects. <http://www.sewlovelee.com/>
804-577-0020.
- Kelly Ann Richardson from “Kelly Ann’s Quilting” in Warrenton will also bring her wit and passion for quilting, and a lovely array of supplies to Celebration, including Accuquilt GO! cutters and dies. <https://www.kellyannsquilting.com/> 540-341-8890

Feel free to contact Lee Taylor or Kelly Ann Richardson if there are any particular items you are hoping they will bring.

Mary Grogan

Celebration Classifieds

Available: A spot at Celebration. Had to cancel and looking for someone to take my spot. Classes are: Friday- 107 Feathered Star and Sat- 207 Diamond Star. Please Contact murtha123@gmail.com if interested!

Needed: 10” Batting squares & Orphan Blocks of any size! Please bring to March Meeting or to Celebration.

QUILT TRIP OFFERING:

I am putting together a tour to Missouri Star Quilt Shops for their birthday and I have 4 seats remaining. The dates are 17-21 September and you can make your own travel arrangements to fly out of the airport of your choice and meet up with the tour in KC. I’ve offered the trip to my local guilds but thought someone in VCQ might be interested. A \$200 non refundable deposit holds your seat. I’m coordinating the hotel, bus, birthday, and airfare from Newport News. If interested, email Terry Hanson, hanson5tt@gmail.com . I think these seats will fill fast, so don’t delay.

Thank you,
Terry Hanson
757-871-3228
Hanson5tt@gmail.com

MEET YOUR BOARD OF DIRECTORS

VCQ Board & Area Reps 2016

	Position	Name	Phone	E-mail
1	President	Heather Zavagnin	770-845-5190	president@vcq.org
2	VP	Betsy Powell	757-622-0993	vicepresident@vcq.org
3	Secretary	Susan Fulton	804-633-5962	secretary@vcq.org
4	Treasurer	Karen Brewster	703-732-6283	treasurer@vcq.org
5	Membership	Karin McElvein	757-572-1569	membership@vcq.org
6	Historian	Joan McGowan	703-323-6048	historian@vcq.org
7	Programs	Elizabeth Gibson	703-481-6879	programs@vcq.org
		Sally Hurst	434-248-6212	programs@vcq.org
8	Facilities	Rose Hall	434-363-1011	facilities@vcq.org
		Sue Burton	804-435-3229	facilities@vcq.org
9	Newsletter	Yvette Cienski	757-234-0232	newsletter@vcq.org
10	Web Mistress	Mary Grogan	202-262-0142	maryg@infovisions.org
11	Publicity	VACANT		
12	Celebration co-Chair	Susan Beard	571-338-3168	Beard22205@verizon.net
		Phyllis Mondak	804-921-2048	Phmon2@comcast.net
13	Community Service	Karen DuMont	804-233-7750	kmdumont@comcast.net
		Karin McElvein	757-572-1569	Karinlisa7@gmail.com
14	Documentation	VACANT		
	Area Reps			
1	Northern VA	Kathy McCrea	703-425-1829	kathy.mccrea@cox.net
2	Shenandoah Valley	Kathleen Ackerson	540-335-4700	kackerso@shentel.net
3	Southern Shenandoah	Vacant		
4	Culpeper-Lynchburg	Deb Schupp	540-604-0988	debschupp@GumboDesignStudios.com
5	Richmond	Karen DuMont	804-233-7750	kmdumont@comcast.net
6	Fredericksburg	Ann Tinsman	540-894-5546	atinsman@hotmail.com
7	Southwest	Vacant		
8	Peninsula	Bonnie Timm	757-483-4909	botqg@verizon.net
9	Tidewater	Debi Harding	757-615-7758	debi.harding@cox.net

VCQ General Meeting Minutes-November 2017

Manassas Baptist Church, Manassas, VA -
November 11, 2017

12:36 PM call to order

President's Welcome: Heather Zavagnin

- Welcomed all to Manassas Baptist Church,
thanked Kathy and Sue.

- Introduced new members and welcome gifts

- Minutes Published in newsletter - Additions or
corrections? none

- Motion to Accept - Pat Sappenfield 2nd Lois Bates

- Passed

- 3 cards for members, please sign (Sally Hurst,
Marty Moon, Dana Michaud)

- VP's last meeting - but do have items for sale - see
Heather Z

Treasurer: Marty Greene

- Tenure is over at end of year

- no copies to share, will be available in March and
include full year

Membership: Karin McElvein

- 58 new members

- tags and pins were passed out

- reminded that dues are due and is also collecting
for Celebration

Facilities: Rose Hall

- March 10, 2018 meeting will be in Staunton, VA at
the Memorial Baptist Church, rooms at the
Hampton Inn

Programs: Elizabeth Gibson

- 2 classes today - both going well hand class did
not go)

- 2/3 attendees in CQWM and 1/3 in classes

- Staunton: Barb Klien will teach project from her
new book

- need recommendations for additional teachers in
the area

- up to \$75 for travel + \$300. for day so need local

Newsletter: Yvette Cienski

- Deadline for next newsletter: January 5, 2018

newsletter@vcq.org

Celebration: Susan Beard-co chair

- chugging along 124 or 149 spaces are filled

- everyone in first choice except those that will be
contacted

- Zinnia class - overbooked

- Paint chips and Mystery - Full

- all other classes have space

- Need TAG team please see Susan if interested

- Block Lotto Blocks are available - and committee
is collecting finished ones

- also collecting 10-inch squares of batting, orphan
blocks please bring to March meeting or contact

- Beard22205@verizon.net

Community Service: Susan Price

- 15 Kits were done - 1/2 done

- please do, in CQWM

- ALS lap quilts - kits available if want to help

- 10 ALS quilts were turned in by Karin McElvein
who attached VCQ labels

and has received Thank You notes

Election: Kathy McCrae

- Nominate: VP - Betsy Powell

Historian -Joan McGowen

Treasurer -Karen Brewster

- Karen McElvein 2nd

- passed

3:45 will be show and tell

Adjourn - 1:02 PM classes resume

respectfully submitted, Bonnie Timm (for Susan
Fulton)

additional day happenings:

- (Have volunteers for TAG team)

- 3:50pm Show and Tell - per Elizabeth please share
pictures on Facebook and social media to help
generate interest

4:10 PM day over

Calendar of Events

February 8-11, 2018

Birds of a Feather

Longarm Network
Hyatt Regency, Dulles
Herndon, VA

<https://thelongarmnetwork.com/be-birds-of-a-feather>

February 22-25, 2018

Mancuso Mid-Atlantic Quilt Festival

1610 Coliseum Dr.
Hampton, VA 23666
Thur.- Sat 10 am – 6 pm
Sun 10 am – 6 pm

Admission \$15 incl. readmit /\$13 Sunday Only

<https://www.quiltfest.com/upcoming-shows-and-events/mid-atlantic-quilt-festival>

March 10-11, 2018

Cabin Branch Quilters Quilt Show

Prince William County Fairgrounds
10624 Dumfries Rd
Manassas, VA

Sat. 10 am – 5 pm

Sun. 10 am – 4 pm

Admission \$8

<http://www.cabinbranchquilters.org/quilt-show.htm>

March 21-24, 2018

Lancaster Quilt Show

Lancaster County Convention Center
25 South Queen St.
Lancaster, PA 17603

Wed.- Fri. 9 am – 6 pm

Sat. 9 am – 4 pm

<http://www.quiltweek.com/locations/Ins18/>

April 7 & 8, 2018

Peninsula Piecemakers Quilt Guild Quilt Show

“Everything Is Coming Up Quilts”

Poquoson Middle School

985 Poquoson Avenue

Poquoson, VA 23662

Saturday 9 am – 5pm

Sunday 10 am -4pm

Admission \$8.00 for both days or \$6.00 with a current Guild card

Contact www.ppgg.org for detail

April 13-14, 2018

Millennium Quilters Quilt Show

Village Square Conference Center
Rt.19 South, 1489 Milford St.
Clarksburg, WV

Fri. 9 am – 6 pm

Sat. 9 am – 5 pm

<http://www.millenniumquilters.net> – annual quilt show

April 18-21, 2018

Spring Paducah

Schroeder Expo Center
415 Park Avenue
Paducah, KY 42001

Wed. – Fri. 9 am – 6 pm

Sat. 9 am – 4 pm

<http://www.quiltweek.com/locations/spring-paducah/>

VCQ 2018 Events:

March 10 - Staunton

April 26-29 -CELEBRATION @Smith Mountain Lake

August 11- TBA

November 10 - TBA

The following are the **Deadline Dates** for item submissions to the newsletter staff:

JUNE 8, 2018 for August 11th meeting

SEPT. 7, 2018 for November 10th meeting

Material can be sent electronically (preferred) to newsletter@vcq.org OR mailed to: Yvette Cienski, 206 Blue Heron Dr., Yorktown, VA 23692

Advertising For Newsletter & Roster

	<i>Newsletter</i>	<i>Roster</i>
Business Card-2"x3.5"	\$10.00	\$20.00
¼ Page-5.25"x4"	15.00	30.00
½ Page-5.25"x 8"	30.00	60.00
Full Page-8" x 10.5"	50.00	100.00
Inside Back Page		125.00
Classified Ad (50 word max – Newsletter only)		

Send ads to newsletter@vcq.org and check made out to VCQ



CALENDAR OF EVENTS AT VIRGINIA QUILT MUSEUM

2018 Exhibit Schedule

Exhibit I FEBRUARY 20 – MAY 12, 2018

Hollis Chatelain – Stories of West Africa

Warren Gallery

Presentation: April 7, 2018

Hollis Chatelain is an internationally-renowned and award-winning textile artist, teacher, and humanitarian. Her signature style incorporates the use of imagery, elaborate color, and often intricate thread detail. She has produced a coloring book from some of her textile paintings, with a story to accompany each drawing. The coloring book is a sought-after resource for secondary education curricula -- as a conveyor of the stories of West Africa. This is the debut exhibition of art quilts that have been based on the drawings in her coloring book.

African American Quilters: Stitching our Stories in New & Traditional Expressions

Wilma Gerald, curator

Galleries I, II and III

The participation of Africans in the textile arts is older than their presence in this country. Africans brought with them knowledge of piecing, appliqué, embroidery and weaving. However, at that time, it was not considered art. Enslaved African women were responsible for sewing, mending, and other textile work as part of their household chores. Out of necessity, quilts were made for everyday use: to sleep on or for cover in the winter months. Some of these quilts were made to chronicle the history of their lives, their struggles and triumphs, and as vehicles of artistic expression.

Now, as then, quilts produced by quilters of African descent are as diverse and unique as the artists themselves. Often drawing on distinctive aspects of their history and experience in the creation of their art, these artists continue to tell their stories as did their fore bearers. The quilts in this exhibit, "African American Quilters: Stitching our Stories in New & Traditional Expressions", ranging from works with a strong African influence to traditional quilting, include: stunning art quilts, traditional piecing and dramatic story quilts. These quilts have voices and they are calling out to you. Come, join in the conversation as the colors and shapes tell of the celebrations and memories they were created to record.

Treasures from the Vault: *Itty Bitty Pieces of Paper*

Gallery VI and Hallway

Wrapped in History - The Search for Virginia Quilts and Quilt-makers: The Jenny and David Powers Collection

Pam Pampe, Curator

Galleries IV and V

Jenny and Dave Powers descend from Valley families that are passionate about preserving the past. Their love for quilts made in the Valley is represented in the selections made for this exhibit. Family names, county locations and provenance on the pieces make this collection unique.

African Textiles

Paula Golden, Curator

Galleries A and B

Traditionally, textiles have been used to convey important cultural information and have often played a central role in festivities and ceremonies. Throughout the African continent, men, women and children wove cloth; often from an early age. Cloth was considered to be of great value and so was also used as a form of currency. This exhibit explores the textiles of Africa and represents the beautiful diversity of design, culture and history present in the woven, dyed and printed fabrics.

**Virginia Consortium of Quilters
Application for Membership**

Name: _____ Phone: () _____

Address: _____

City: _____ State: _____ Zip: _____ - _____

Email address: _____

(By providing my email address I understand that I will receive the newsletter electronically unless I check the box below.)

I wish to receive a *paper copy* of the quarterly newsletter.

Your membership can be paid for multiple years (up to 5 years) with this form. This date will be on your membership card and the mailing label of each newsletter. If dues increase during this period, yours will not.

New Member (Referred by _____)

Amt: \$ _____ (Make check payable to "VCQ")
(\$25.00 per year, up to five years only.)

Renewal Amt: \$ _____ (make check payable to "VCQ" and include **SASE**)
(\$25.00 per year, up to five years only.)

Renewal Members Only: Please enclose with your payment and application, a self-addressed stamped envelope (SASE) for your membership card.

I am a member of a local quilt guild/group: _____
(List all guilds)

I teach and/or lecture about quilting.

I may be willing to drive others from my area to VCQ meetings.

**Mail to: Karin McElvein, Membership Chairperson
 1309 Maplewood Ave.
 Norfolk, VA 23503**

Questions: karinlisa7@gmail.com

For Membership Only:

Date Rec'd: _____ Area _____
CK Dep _____; Mem List updated _____; Card Sent _____

Amt: _____

Ck. No. _____

Exp. Year: _____ New Member Packet: Letter ___; Name Badge ___ Card ___

Revised 5/10/17

March 10, 2018 Meeting & Workshop in Staunton, VA

Lodging Accommodations:

Hampton Inn

40 Payne Ln

Staunton, VA 24401

Contact Andrew Bailey 540-886-7000

Rooms for Friday/Saturday night \$139. Breakfast is included. Last day to make reservations is February 24th.

<http://hamptoninn3.hilton.com/en/hotels/virginia/hampton-inn-staunton-SHDVAHX/index.html>

Directions from the Hotel Staff

From I-81: Exit 220 follow exit ramp to Greenville Ave (Lee Hwy/Rt. 11) right on Greenville Ave, first left after Exxon Gas Station.

From I-64 West: I-64 West - I-81 South Exit 220, follow exit ramp to Greenville Ave, (Rt. 11) right on Greenville Ave, first left after Exxon Gas Station.

From I-64 East: I-64 East - I-81 North Exit 220 follow exit ramp to Greenville Ave (Rt. 11) right on Greenville Ave, first left after Exxon Gas Station. Total mileage from interstate exit is one mile.

Meeting space:

Memorial Baptist Church

540-885-8033

224 Taylor St, Staunton, VA 24401

Directions from the Hotel to Memorial Baptist Church:

Head north

381 ft.

Turn right toward US-11 N

453 ft.

Turn left at the 1st cross street onto US-11 N

0.9 mi

Turn right onto Statler Blvd

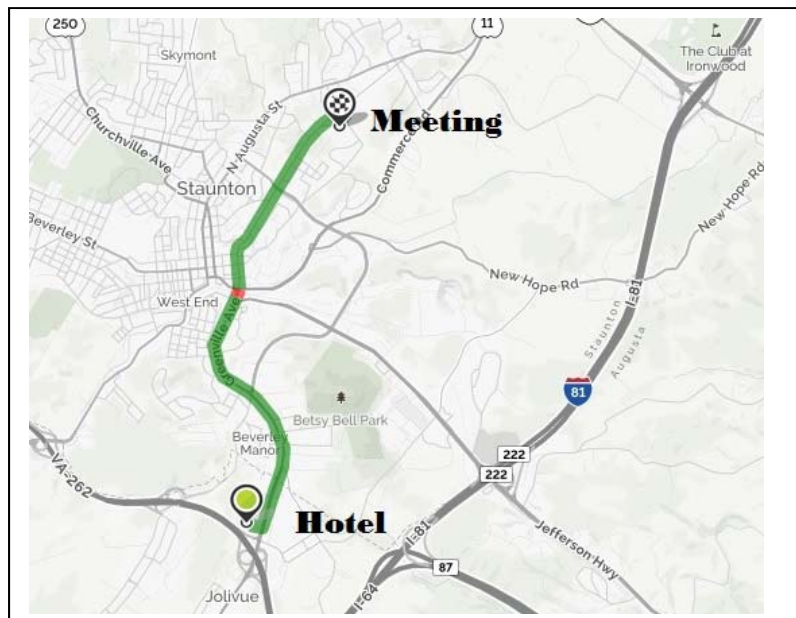
2.0 mi

Turn right onto E Beverley St

0.6 mi

E Beverley St turns left and becomes Taylor St

Destination will be on the left.



Notes from Elizabeth and Sally:

Your registration form and check to VCQ must be **postmarked by Friday, February 16, 2018** (3 weeks prior to event). **Registrations will close after this date without exception. Any registrations postmarked after February 16, 2018 will not be accepted and will be returned.** Please fill out your registration form completely as this information is very vital to ensure proper confirmation mailing of your postcards.

You will receive a postcard with your registration confirmation – Please bring your postcard!!
It is your ticket for lunch and door prize drawing. However, if you forget your card we will have blank index cards at the registration table for the door prize drawing.

Any cancellations must be made by February 16, 2018 to obtain a refund.

Please wear your nametag to the meeting so we can put names and faces together.

Friday, March 9, 2018 Schedule: Dinner on your own

- 5:30 PM Celebration 2018 Committee meeting at the hotel conference room
- 7:30 PM VCQ Board meeting at the hotel conference room

Saturday, March 10, 2018 Meeting Schedule:

- 8:00 - 9:00 AM Registration
- 9:00 – Noon Workshops
- Noon – 12:45PM Lunch
- 12:50 - 1:20PM Business meeting
- 1:30 – 3:30PM Workshops reconvene
- 3:45 - 4:15 PM Show and Tell

Quilt Shops near Staunton

Rachel's Quilt Patch

In the Historic Train Station
40 Middlebrook Avenue
Staunton, Virginia 24401
phone 540-886-7728

web address: <http://rachelsquiltpatch.com/>

Rachel's Quilt Patch will be open Friday evening until 7:00 March 9 There is gift for a \$20.00 or more purchase Friday and Saturday for VCQ attendees.

Sew Classic Fabrics

at the Shenandoah Heritage Market
(GPS address) 4309 South Valley Pike
Route 11 south of Harrisonburg
Virginia Consortium of Quilters

Rockingham, VA 22801

phone: 540-421-3309

web address: <https://sewclassicfabrics.com/>

Patchwork Plus

17 Killdeer Lane

Dayton, VA 22821

phone: 540-879-2505

web address: <http://patchworkplus-quilting.com/>

The Quiltery

5499 North Lee Highway

Fairfield, VA

phone: 540-377-9191

web address: <http://www.quilteryonline.com>

January 2018

Pg. 9

Please follow instructions with workshop descriptions to order patterns and kits.

Workshops *** Workshops ***** Workshops *******

Workshop A: Magic Add-A-Strip Cookie Cutter wall quilt with Barbara Cline



Barbara will be teaching her Cookie Cutter class which is inspired from her new quilt book, *Magic Add-A-Strip Quilts*. This stunning wall quilt is sure to both challenge and inspire. Miraculously change a quilt pattern with a strip of inserted fabric. Start with simple triangles then slice and insert a 1" strip of contrasting fabric to create this new design! Quilters of all skill levels can piece this complex-looking patterns that is easy to sew. The techniques learned in piecing this quilt are sure to open many more options of quilt patterns in your quilting world. **Magic Add-A-Strip Cookie Cutter wall quilt has with many variation possibilities.**

Supply List:

Pattern: Cookie Cutter by Barbara Cline
(Can be purchased the day of the class from the teacher.)

Fabric:

Color option I

3 red fat quarters
10 brown fat quarters
1/2-yard gold
1/2 yard of binding

Color Option II

2/3-yard gray
2 1/4 yards navy
3/4 yard of white
1 1/4 yards of back-ground fabric
1 sheet of card stock

Supplies

43" x 45" batting
rotary cutter
rotary mat
rotary ruler
thread to match
1 sheet of template plastic
60-degree triangle (optional)
Double sided tape
Neutral or gray thread
Pins
Scissors
Paper scissors
1/2 yard of double sided fusible web
Sewing Machine with 1/4" foot

Pre-cut before class:

Color option I

Red

Cut 2 strips 7" x WOF from each red fat quarter

Brown

Cut 2 strips 7" x WOF from each brown fat quarter

Gold

Cut 8 strips 1" x WOF; sub cut into 48 rectangles 1" x 7"

Cut 2 strips 2" x WOF

Binding

Cut 5 strips 2 1/4" x WOF

Color option II

Gray

Cut 2 strips 7" x WOF

Navy print

Cut 6 strips 7" x WOF

Cut 2 strips 4" x WOF

Cut 5 strips 2 1/4" x WOF (Binding)


White

Cut 8 strips 1" x WOF; sub cut into 48 rectangles 1" x 7"


More Options for the project which will change your fabric requirements:



12 green triangles - 3/4 yd.
triangles - 3/4 yd.
18 background triangles - 1 7/8 yd.




18 pink triangles and 18 blue
triangles- 7/8 yd. of each
22 black triangles - 7/8 yd.
36 black rectangles - 1/4 yard




3 shades of blue 1/2 yd. of each shade
18 triangles of each shade
30 grey triangles – 1 1/8 yd.
42 red rectangles – 1/4 yd.
67 red triangles and 67 blue triangles

12 blue

2 1/3 of each color way and 120 white rectangles
1 yard



72 red triangles and 72 assorted triangles - 2 1/2
each color way and 120 brown rectangles - 1 yard




Pattern Fee: \$8.00 to be paid directly to the teacher on the day of the class, exact change appreciated.

About your teacher: Barbara Cline is a designer of quilt patterns and owns the business, Delightful Piecing. She has authored 5 books published by C&T Publishing, the latest one is Magic Add-A-Strip Quilts. She has been featured in *New Quilts from an Old Favorite* and *Quiltmaker* magazines. Her quilts have been on display at the Atlantic Quilt Festival XVII and the Hoffman Challenge. She is a full-time teacher for the American Quilters Society in Knoxville TN and has taught at the Quilters Unlimited show in Chantilly VA as well as locally in the Shenandoah Valley for quilt guilds and quilt stores. She also teaches for Mid-Appalachian Quilt. For 20 years she worked at Patchworks Plus in Dayton, VA. She is a member and on the board of the Virginia Quilt Museum and is the chair for the Fresh Air Fund. If you have questions about the project you can email Barbara from her website at: <https://www.delightfulpiecing.com/>

Workshop B: Laser cut kits; what's all the fuss about? with Rose Hall

Learn how easy and precise laser cut kits can be. Have you seen the ads for laser cut kits and wanted to try one, but didn't want to pay the price for a whole kit? Well, this is your chance! Using Pat Sloan/ Jane Davidson's book, The Splendid Sampler, each student will be able to choose pre-cut blocks to sit down and sew! Every kit is cut to the specifications in the book. The 6" blocks are super fun to put together (and sort of addicting!).

Book must be purchased before class and brought to class to use. Patterns cannot be duplicated or shared. Extra blocks will be available to purchase for you to Continue making blocks at home, if you wish!



Skill Level Required: Confident Beginner

Supply List: basic sewing supplies--machine, thread, seam ripper, etc. I recommend a neutral thread--gray or tan. A small cutting mat, rotary cutter, ruler, etc. will also be helpful.

Kit Fee: \$20.00 payable directly to the teacher at beginning of class. To start off the day, you will receive three blocks of varying techniques from your kit fee, payable directly to the teacher. Each is a 6" block from the book The Splendid Sampler by Pat Sloan and Jane Davidson. All the blocks are pre-cut according to the pattern directions. Kits can be picked out the morning of class. You will have several kit selections from which to choose. Working at your own pace will

determines how many additional kits you may wish to purchase. Rose will be able to accept check or credit card. The book **MUST** be purchased ahead of time and brought to class. Copyright is important. Everyone needs an individual copy of the book, no sharing. The book may be available at your local quilt shop or can be purchased from amazon.com

About your teacher: Rose Hall is a middle school librarian by day, a mom and quilter by night! Through her business, Custom Quilt Kits, she shares her enjoyment of pre-cut, ready to sew quilt kits with others. Rose can be contacted at: www.customquiltkits.com

Workshop C: Ruling your scraps Rachel Brown



Welcome to my world of Scrap Design. I know I am not alone. No matter how you choose to keep and store your leftovers, most of us have lots of them. In my workshop I will share with you my philosophy for saving and cutting scraps into usable units for your scrap projects. Our goal will be to design and assemble a table topper or table runner with scraps from your stash.

Skill Level: Creative Intermediate

Your project will be in the range of 18" x 45" or 54" or a square 36" or 40".

Supplies:

- Tucker Trimmer® half square triangle trim down ruler
- Wing Clipper® 4-square method flying geese ruler. If you know you would like to use these and do not have them, let me know. I will bring them.
- 6" x 12" ruler, or 6" x 24" ruler.

- Rotary cutter
- Mat
- Small iron
- Table top light
- Pillow for your chair
- A design board if you have one. 16" x 16" flannel covered board.

Fabric: Now, about your scraps. I save my leftovers from one project together. I know they will all work together. Or pull scraps in one color family. You may pre-cut some of them. Save some larger pieces for class, since we will design as we go, and you may need something different than what you have pre-cut.

Assorted Gold fabric for Stars (or any color you want your stars to be.) Do Not Cut

<p>Small Scale Rectangles: 2" x 3 ½"</p> <p>Squares: 1 ½" x 1 ½" 2" x 2" 2 ½" x 2 ½" 3" x 3" 4 ½" x 4 ½"</p>	<p>Medium Scale Rectangles: 2 ½" x 4 ½"</p> <p>Squares: 2" x 2" 2 ½" x 2 ½" 3" x 3" 4 ½" x 4 ½" 5 ½" x 5 ½"</p>
---	--

Students may contact me for rulers, if needed. My e-mail is rachel.rqp@comcast.net or 540.886.7728

About your teacher: I grew up in Lancaster County, PA near East Petersburg. I did not grow up with quilting relatives. I taught myself to sew when I was 7. My sewing machine has been my therapeutic "friend", as long as I can remember. I made my own clothes since the 8th grade; my favorite patterns were Vogue patterns for their style and complexity. I moved to Virginia in 1972 and was welcomed into a church quilting group. I learned to hand quilt at the frame first, and later taught myself to piece with the help of the Georgia Bonesteel Lap Quilting books from Oxmoor Press. There were no quilt shops, no guilds, no classes. But there were women willing to share what they knew. I opened Rachel's Quilt Patch in 1997. Over the years I have published one quilting book. Adoration Quilts, now out of print after the sixth reprinting. I also wrote Small Camel Follows the Star, a children's book. I design and publish patterns for the shop. I enjoy leading workshops. There are more ideas in my head than I will ever be able to translate into patterns and projects. In addition to quilting, I love to write, garden and cook. My greatest accomplishment in my garden are my thriving fig trees, (2 actually) that gifted me with hundreds of fresh figs this summer and fall.

Workshop D: Come Quilt With Me

Bring your own project to work on as you sit and quilt with other members and experience wonderful fellowship.



VCQ will be scheduling meetings all over the state. If your guild would like to sponsor a meeting contact one of the Board members. If you know of a quilting teacher we would be interested in, please contact Elizabeth Gibson, Programs Chair/Teachers at programs@vcq.org or 703-481-6879

VCQ WORKSHOP REGISTRATION FORM

Registration form deadline: **Friday, February 16, 2018** Registrations will close after this date without exception.

Any registrations postmarked after February 16, 2018 will not be accepted and will be returned. Any workshop cancellations prior to the deadline are eligible for a refund.

Please fill out **completely** and please **PRINT**.

Name _____ Member _____ Non-Member _____

Address _____
 _____ City _____ State _____ Zip _____

Phone _____ Email _____

Choice of Workshop (includes lunch). Circle letters and indicate choice on line below. In the event your workshop choice is full and you are placed in CQWM, do you want the \$5.00 refund or donate it to VCQ?

(please check your preference) _____ Refund _____ VCQ

- Workshop A: Magic Add-A-Strip Cookie Cutter Wall Quilt with Barbara Cline
- Workshop B: Laser cut kits; what's all the fuss about? with Rose Hall
- Workshop C: Ruling your scraps with Rachel Brown
- Workshop D: Come Quilt with Me (CQWM)

1st choice _____ 2nd choice _____ 3rd choice _____

Cost	
Member, Workshop	\$40
Member, Community Service/Come Quilt with Me	\$35
Non-member, Workshop	\$55
Non-member, Community Service/Come Quilt with Me	\$45
Host Guild Non VCQ committee member	\$15** lunch only

**A host guild non-VCQ committee member may register as a guest only for \$15 to include lunch and the business meeting. A non-VCQ visitor may attend any business meeting only and both must pre-register in order to have an accurate count for lunch.

Amount enclosed: \$ _____ Pattern or supply fee, if any, is paid to teacher at time of class unless directions within workshop description say otherwise. Please try to bring exact change for patterns and kit fees

Are you willing to be a class helper? Yes No

Are you bringing a sewing machine to Come Quilt with Me? Yes No

Were you referred or invited by a VCQ member? Yes No

If so, please write in their name _____.

Special lunch requirements:

Vegetarian _____ Gluten-free _____ Allergic to _____

Send workshop registration form and your check **payable to VCQ** to

Debi Harding, 2356 Bizzone Circle, Virginia Beach, VA 23464

Questions? Contact Debi Harding at 757-615-7758 or Debi.Harding@usi.com

TREASURER'S REPORT AS OF DEC. 19,2017

Money Market: \$7,002.54
Checking Account: \$32,603.48



Rose Hall

Your guide to time saving pre-cut kits.

<http://www.customquiltkits.com>

rose@customquiltkits.com

15% off for VCQ members. Just mention your membership in the email!

PG Fiber2Art

Susan Price and Elizabeth Gibson
Original Design Thermofax Screens
Custom Screens from your designs
Etsy Shop: <http://www.etsy.com/shop/PGFiber2Art>
Email: PGFiber2Art@gmail.com
Original design thermofax screens for use on fabric, paper,
or other surface design. Use with screen printing inks or
textile paints.

Gumbo Design Studios
Patterns, Lectures, Workshops

Deborah Schupp
Textile Artist, Quilt Designer & Teacher
540-604-0988

17163 Tally Ho Trail ~ Brandy Station, Virginia 22714
debschupp@gumbodesignstudios.com ~ www.GumboDesignStudios.com

**Please check your email blast or
your newsletter mailing label to
make sure this is not your last
newsletter.**

**Don't forget to check for announcements
and future updates on your VCQ website
at www.vcq.org**

Virginia Consortium of Quilters
1309 Maplewood Ave
Norfolk, VA 23502

DATED MATERIAL